

**2023 MCCLAIN COUNTY ASSESSOR'S OFFICE REPORT TO THE EXCISE BOARD**

07/24/2023

City/Village								
DISTRICT	DESCRIPTION	PERSONAL PROPERTY	REAL PROPERTY	PUBLIC SERVICE	TOTAL VALUATION	HOMESTEAD EXEMPTIONS	OTHER EXEMPTIONS	NET VALUATION
T008	Byars City	61,138	604,066	119,843	785,047	47,471	2,577	734,999
T009	Goldsby City	940,536	31,147,837	687,904	32,776,277	417,358	963,521	31,395,398
T01	Dibble City	208,248	2,317,380	514,030	3,039,658	77,732	100,973	2,860,953
T02	Rosedale City	0	225,491	39,602	265,093	12,000	27,901	225,192
T03	Wayne City	29,271	1,557,850	273,175	1,860,296	87,735	7,894	1,764,667
T04	Washington City	149,265	2,765,825	411,249	3,326,339	64,000	178,544	3,083,795
T05	Newcastle City	4,587,825	140,083,485	25,415,509	170,086,819	2,136,901	5,541,508	162,408,410
T06	Blanchard City	1,444,207	43,877,564	1,598,295	46,920,066	927,327	1,671,813	44,320,926
T07	Purcell City	3,345,505	44,322,689	1,761,346	49,429,540	981,916	825,317	47,622,307
<b>CITY/VILLAGE TOTAL VALUATION</b>		<b>10,765,995</b>	<b>266,902,187</b>	<b>30,820,953</b>	<b>308,489,135</b>	<b>4,752,440</b>	<b>9,320,048</b>	<b>294,416,647</b>

County								
DISTRICT	DESCRIPTION	PERSONAL PROPERTY	REAL PROPERTY	PUBLIC SERVICE	TOTAL VALUATION	HOMESTEAD EXEMPTIONS	OTHER EXEMPTIONS	NET VALUATION
C001	McClain County General	55,108,804	409,421,445	52,506,733	517,036,982	7,807,638	14,982,019	494,247,325
<b>COUNTY TOTAL VALUATION</b>		<b>55,108,804</b>	<b>409,421,445</b>	<b>52,506,733</b>	<b>517,036,982</b>	<b>7,807,638</b>	<b>14,982,019</b>	<b>494,247,325</b>

Other								
DISTRICT	DESCRIPTION	PERSONAL PROPERTY	REAL PROPERTY	PUBLIC SERVICE	TOTAL VALUATION	HOMESTEAD EXEMPTIONS	OTHER EXEMPTIONS	NET VALUATION
EMS	EMS	30,471,340	230,017,855	32,625,526	293,114,721	4,253,627	9,686,891	279,174,203
<b>OTHER TOTAL VALUATION</b>		<b>30,471,340</b>	<b>230,017,855</b>	<b>32,625,526</b>	<b>293,114,721</b>	<b>4,253,627</b>	<b>9,686,891</b>	<b>279,174,203</b>

School								
DISTRICT	DESCRIPTION	PERSONAL PROPERTY	REAL PROPERTY	PUBLIC SERVICE	TOTAL VALUATION	HOMESTEAD EXEMPTIONS	OTHER EXEMPTIONS	NET VALUATION
SI001	Newcastle School	9,967,814	133,451,505	26,942,207	170,361,526	2,101,901	5,116,958	163,142,667
SI002	Dibble School	10,626,564	21,799,570	1,960,043	34,386,177	672,399	1,191,992	32,521,786
SI005	Washington School	5,606,407	48,081,636	4,002,660	57,690,703	911,692	1,563,496	55,215,515
SI010	Wayne School	4,420,978	22,569,270	8,724,184	35,714,432	691,735	592,943	34,429,754
SI015	Purcell School	5,104,674	57,269,224	4,364,226	66,738,124	1,239,329	1,277,640	64,221,155
SI029	Blanchard School	9,876,962	74,766,780	3,723,276	88,367,018	1,479,327	3,377,941	83,509,750

**2023 MCCLAIN COUNTY ASSESSOR'S OFFICE REPORT TO THE EXCISE BOARD**

07/24/2023

SJ005	Paoli School	45,297	530,262	471,033	1,046,592	7,000	0	1,039,592
SJ007	Maysville School	207,392	1,023,426	227,380	1,458,198	46,000	93,196	1,319,002
SJ009	Lindsay School	4,990,566	5,798,215	1,430,837	12,219,618	156,255	237,341	11,826,022
SJ029	Norman School	3,300,110	39,956,207	381,285	43,637,602	369,000	1,367,796	41,900,806
SJ049	Stratford School	38,895	741,981	109,943	890,819	24,000	58,143	808,676
SJ056	Alex School	814,321	404,658	81,581	1,300,560	10,000	18,058	1,272,502
SJ095	Bridgescreek School	47,679	2,423,356	31,706	2,502,741	80,000	56,468	2,366,273
SJ112	Asher School	61,145	605,355	56,372	722,872	19,000	30,047	673,825
<b>SCHOOL TOTAL VALUATION</b>		<b>55,108,804</b>	<b>409,421,445</b>	<b>52,506,733</b>	<b>517,036,982</b>	<b>7,807,638</b>	<b>14,982,019</b>	<b>494,247,325</b>

**TIF-District**

DISTRICT	DESCRIPTION	PERSONAL PROPERTY	REAL PROPERTY	PUBLIC SERVICE	TOTAL VALUATION	HOMESTEAD EXEMPTIONS	OTHER EXEMPTIONS	NET VALUATION
TF001	Blan City TIF	81,279	246,747	0	328,026	0	0	328,026
<b>TIF-DISTRICT TOTAL VALUATION</b>		<b>81,279</b>	<b>246,747</b>	<b>0</b>	<b>328,026</b>	<b>0</b>	<b>0</b>	<b>328,026</b>

**Vo-Tech**

DISTRICT	DESCRIPTION	PERSONAL PROPERTY	REAL PROPERTY	PUBLIC SERVICE	TOTAL VALUATION	HOMESTEAD EXEMPTIONS	OTHER EXEMPTIONS	NET VALUATION
VT05	Gordon Cooper Tech	61,145	605,355	56,372	722,872	19,000	30,047	673,825
VT06	Canadian Valley Tech	814,321	404,658	81,581	1,300,560	10,000	18,058	1,272,502
VT08	Mid-America Tech Center	50,933,228	368,455,225	51,987,495	471,375,948	7,409,638	13,566,118	450,400,192
VT17	Norman-Moore Tech Center	3,300,110	39,956,207	381,285	43,637,602	369,000	1,367,796	41,900,806
<b>VO-TECH TOTAL VALUATION</b>		<b>55,108,804</b>	<b>409,421,445</b>	<b>52,506,733</b>	<b>517,036,982</b>	<b>7,807,638</b>	<b>14,982,019</b>	<b>494,247,325</b>

2023 MCCLAIN COUNTY ASSESSOR'S OFFICE REPORT TO THE EXCISE BOARD

07/24/2023

I, Kendal Sacchieri, Assessor of McClain County Oklahoma, do hereby certify that the foregoing is a true and correct statement of valuations for Real Estate, Personal Property, Public Service and Homestead Exemptions as certified by the State Board of Equalization and shown by the records in the County Assessor's office. Subscribed by my name and affixed the seal of the County Assessors office on this day of 07/24/2023.

State of Oklahoma )  
                                  ) SS  
McClain County     )

*Kendal Sacchieri*

07/24/23  
Date

Kendal Sacchieri  
County Assessor  
McClain County



I, , County Clerk of McClain County Oklahoma, do hereby certify that the above is a true, correct and complete list of the valuations of McClain County Oklahoma as certified by the McClain County Assessor's office.

Excise Board: *Bill Hamman*

*Pam Beller*  
*Amy Sharp*

7/24/23

County Clerk  
McClain County

Seal



7/31/2023  
Date

STATE OF OKLAHOMA  
McCLAIN COUNTY  
FILED

JUL 24 2023

3:04 o'clock Pm  
PAM BELLER, COUNTY CLERK

Real	Count	Value
Agricultural	0	0
Commercial	14	23,959
Residential	215	580,107
<b>Total Real Value</b>	<b>229</b>	<b>604,066</b>
Homestead	46	47,471
Veteran	1	2,577
Other	0	0
<b>Total Exempt</b>	<b>49</b>	<b>50,048</b>

**TIF Increment Value**

**Net Assessed 554,018**

**Net Assessed Under Protest**

Senior Freeze	6	28,459
Capped Parcels	203	303,798

Personal	Count	Value
Agricultural	5	11,140
Commercial	6	39,815
Mobile Home	6	10,383
<b>Total Personal</b>	<b>17</b>	<b>61,338</b>
<b>Total Exempt</b>	<b>2</b>	<b>200</b>

**TIF Increment Value**

**Net Assessed 61,138**

**Net Assessed Under Protest**

Public Service	Count	Value
<b>Total PS Value</b>	<b>6</b>	<b>119,843</b>

**TIF Increment Value**

**Net Assessed 119,843**

**District Totals**

Total Gross Value	785,247
Homestead Loss	47,471
Other Exemption Loss	2,777

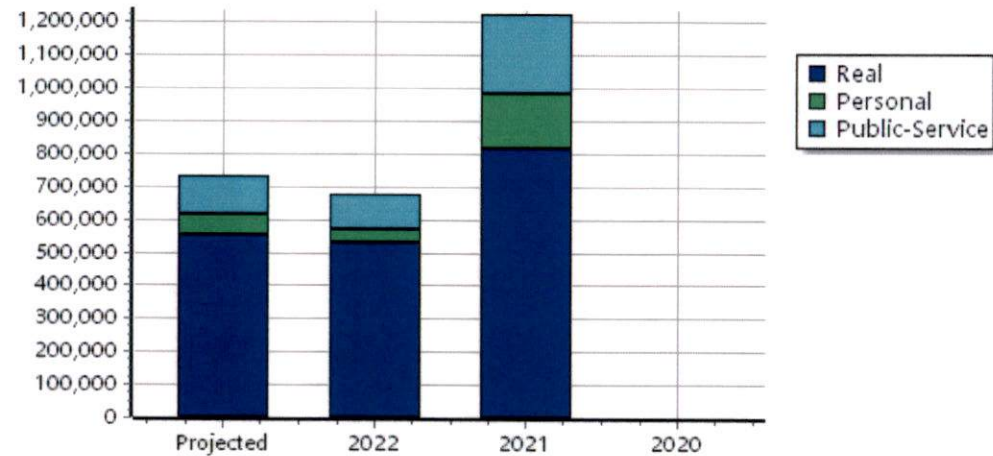

**TIF Increment Value**

**Retained TIF Value**

**Net Assessed Value 734,999**

**Net Assessed Under Protest**

\* Public Service Protests Values are not included on this report.



Real	Count	Value
Agricultural	228	2,600,901
Commercial	135	6,853,611
Residential	1,025	21,693,325
<b>Total Real Value</b>	<b>1,388</b>	<b>31,147,837</b>

Homestead	416	417,358
Veteran	32	963,521
Other	0	0
<b>Total Exempt</b>	<b>450</b>	<b>1,380,879</b>

**TIF Increment Value**

**Net Assessed** 29,766,958

**Net Assessed Under Protest**

Senior Freeze	40	586,251
Capped Parcels	1,059	13,385,137

Personal	Count	Value
Agricultural	43	149,587
Commercial	14	536,787
Mobile Home	114	254,562
<b>Total Personal</b>	<b>171</b>	<b>940,936</b>

**Total Exempt** 3 400

**TIF Increment Value**

**Net Assessed** 940,536

**Net Assessed Under Protest**

Public Service	Count	Value
<b>Total PS Value</b>	<b>16</b>	<b>687,904</b>

**TIF Increment Value**

**Net Assessed** 687,904

**District Totals**

Total Gross Value	32,776,677
Homestead Loss	417,358
Other Exemption Loss	963,921

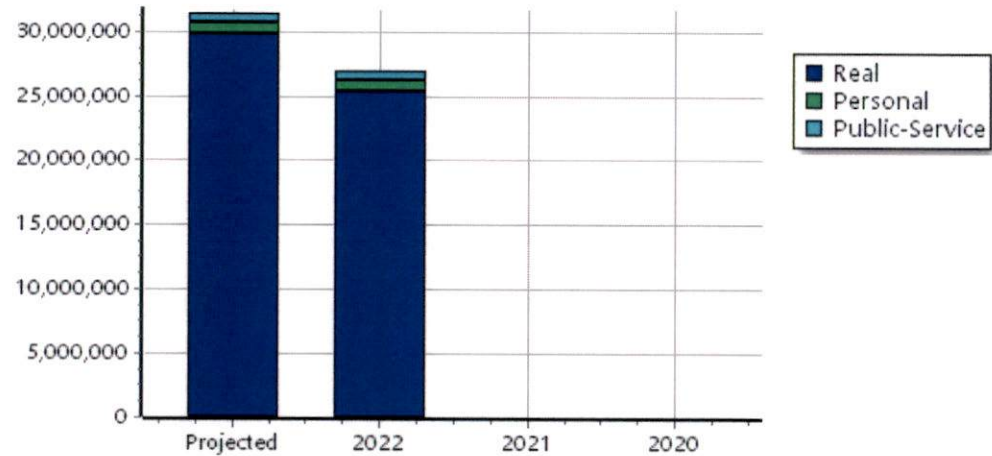
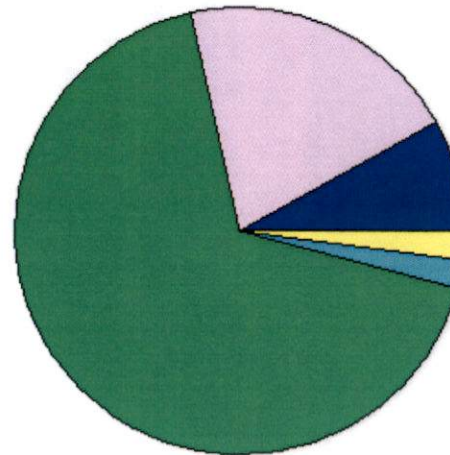
**TIF Increment Value**

**Retained TIF Value**


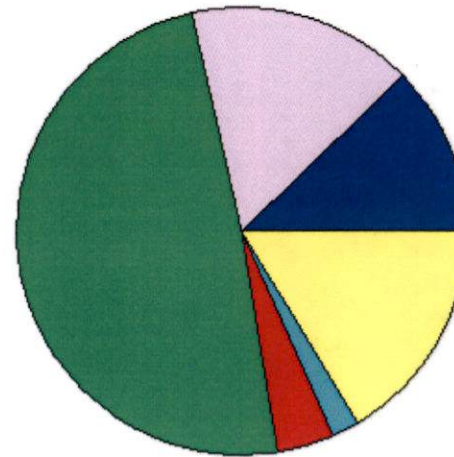
**Net Assessed Value** 31,395,398

**Net Assessed Under Protest**

\* Public Service Protests Values are not included on this report.



Real	Count	Value
Agricultural	87	371,176
Commercial	16	504,357
Residential	303	1,441,847
<b>Total Real Value</b>	<b>406</b>	<b>2,317,380</b>
Homestead	72	77,732
Veteran	17	100,973
Other	0	0
<b>Total Exempt</b>	<b>95</b>	<b>178,705</b>



**TIF Increment Value**

**Net Assessed** 2,138,675

**Net Assessed Under Protest**

Senior Freeze	16	127,896
Capped Parcels	356	1,492,513


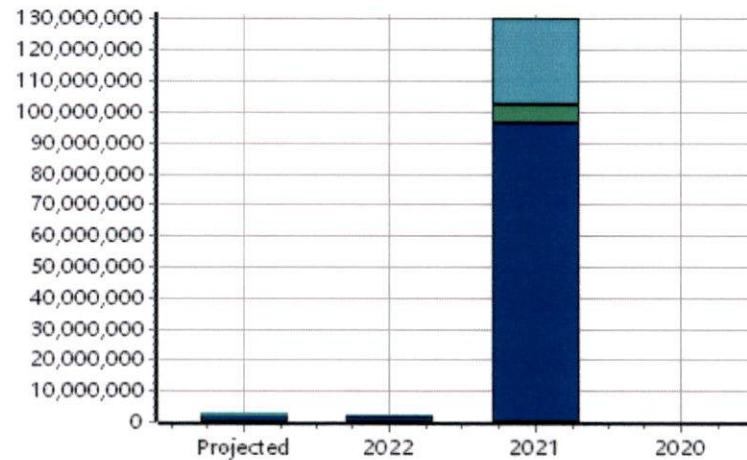
Personal	Count	Value
Agricultural	9	28,331
Commercial	12	83,789
Mobile Home	26	96,328
<b>Total Personal</b>	<b>47</b>	<b>208,448</b>
<b>Total Exempt</b>	<b>2</b>	<b>200</b>

**TIF Increment Value**

**Net Assessed** 208,248

**Net Assessed Under Protest**

Public Service	Count	Value
<b>Total PS Value</b>	<b>13</b>	<b>514,030</b>
<b>TIF Increment Value</b>		
<b>Net Assessed</b>		<b>514,030</b>





**District Totals**

Total Gross Value	3,039,858
Homestead Loss	77,732
Other Exemption Loss	101,173
<b>TIF Increment Value</b>	
<b>Retained TIF Value</b>	
<b>Net Assessed Value</b>	<b>2,860,953</b>

**Net Assessed Under Protest**

\* Public Service Protests Values are not included on this report.

Real	Count	Value
Agricultural	0	0
Commercial	1	213
Residential	54	225,278
<b>Total Real Value</b>	<b>55</b>	<b>225,491</b>
Homestead	12	12,000
Veteran	4	27,901
Other	0	0
<b>Total Exempt</b>	<b>16</b>	<b>39,901</b>



**TIF Increment Value**

**Net Assessed** 185,590

**Net Assessed Under Protest**

Senior Freeze	2	7,161
Capped Parcels	49	67,735

Personal	Count	Value
Agricultural	0	0
Commercial	0	0
Mobile Home	0	0
<b>Total Personal</b>	<b>0</b>	<b>0</b>
<b>Total Exempt</b>	<b>0</b>	<b>0</b>

**TIF Increment Value**

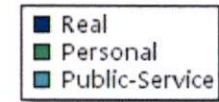
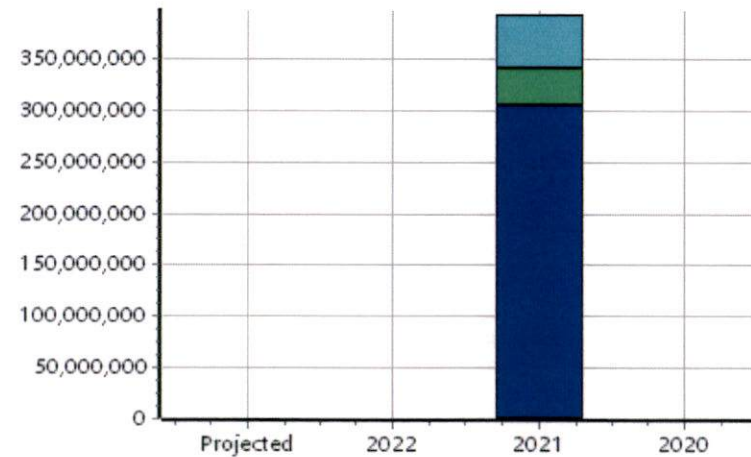
**Net Assessed** 0

**Net Assessed Under Protest**

Public Service	Count	Value
<b>Total PS Value</b>	<b>3</b>	<b>39,602</b>

**TIF Increment Value**

**Net Assessed** 39,602



**District Totals**

Total Gross Value	265,093
Homestead Loss	12,000
Other Exemption Loss	27,901
<b>TIF Increment Value</b>	
<b>Retained TIF Value</b>	
<b>Net Assessed Value</b>	<b>225,192</b>

**Net Assessed Under Protest**

\* Public Service Protests Values are not included on this report.

Real	Count	Value
Agricultural	1	589
Commercial	24	193,157
Residential	276	1,364,104
<b>Total Real Value</b>	<b>301</b>	<b>1,557,850</b>
Homestead	83	87,735
Veteran	2	7,894
Other	0	0
<b>Total Exempt</b>	<b>91</b>	<b>95,629</b>

**TIF Increment Value**

**Net Assessed** 1,462,221

**Net Assessed Under Protest**

Senior Freeze	10	27,456
Capped Parcels	196	488,270

Personal	Count	Value
Agricultural	2	1,014
Commercial	7	15,066
Mobile Home	5	13,391
<b>Total Personal</b>	<b>14</b>	<b>29,471</b>
<b>Total Exempt</b>	<b>2</b>	<b>200</b>

**TIF Increment Value**

**Net Assessed** 29,271

**Net Assessed Under Protest**

Public Service	Count	Value
<b>Total PS Value</b>	<b>8</b>	<b>273,175</b>

**TIF Increment Value**

**Net Assessed** 273,175

**District Totals**

Total Gross Value	1,860,496
Homestead Loss	87,735
Other Exemption Loss	8,094

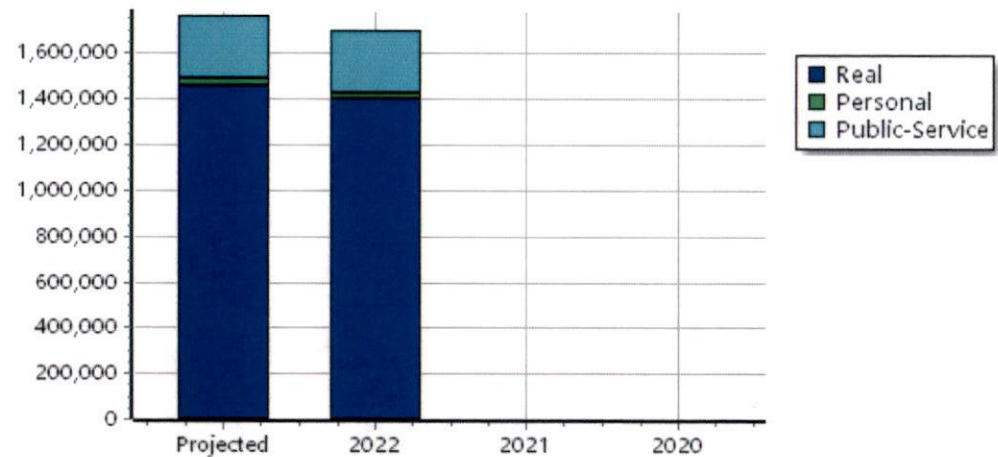
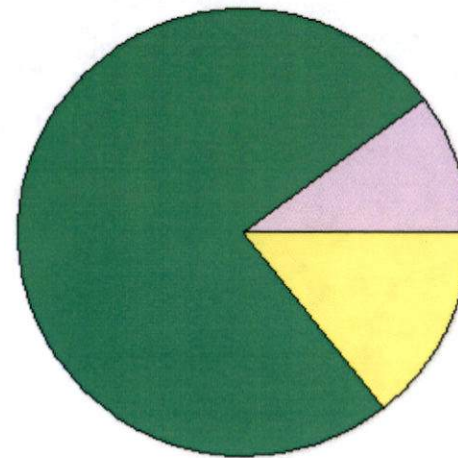
**TIF Increment Value**

**Retained TIF Value**

**Net Assessed Value** 1,764,667

**Net Assessed Under Protest**

\* Public Service Protests Values are not included on this report.





Real	Count	Value
Agricultural	0	0
Commercial	30	244,717
Residential	237	2,521,108
<b>Total Real Value</b>	<b>267</b>	<b>2,765,825</b>
Homestead	63	64,000
Veteran	8	178,544
Other	0	0
<b>Total Exempt</b>	<b>72</b>	<b>242,544</b>

**TIF Increment Value**

**Net Assessed** 2,523,281

**Net Assessed Under Protest**

Senior Freeze	7	89,311
Capped Parcels	271	1,284,987

Personal	Count	Value
Agricultural	4	8,242
Commercial	9	127,087
Mobile Home	9	14,036
<b>Total Personal</b>	<b>22</b>	<b>149,365</b>
<b>Total Exempt</b>	<b>1</b>	<b>100</b>

**TIF Increment Value**

**Net Assessed** 149,265

**Net Assessed Under Protest**

Public Service	Count	Value
<b>Total PS Value</b>	<b>12</b>	<b>411,249</b>

**TIF Increment Value**

**Net Assessed** 411,249

**District Totals**

Total Gross Value	3,326,439
Homestead Loss	64,000
Other Exemption Loss	178,644

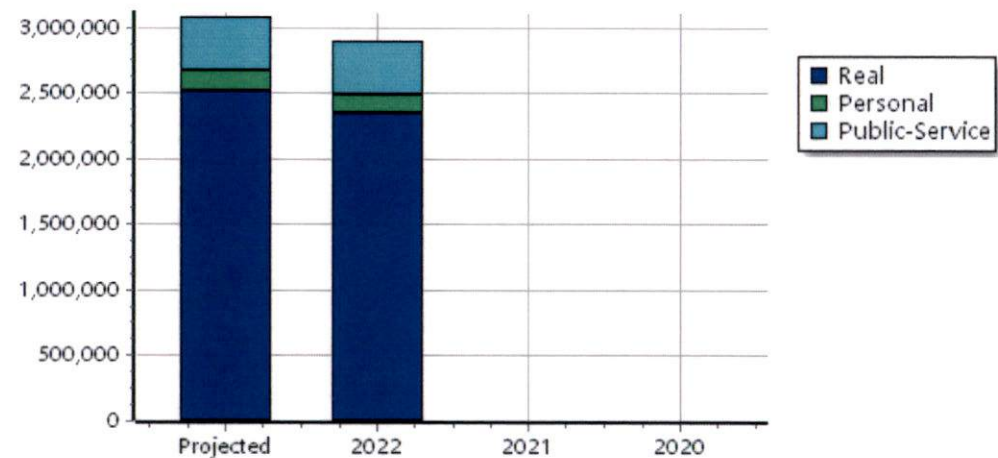
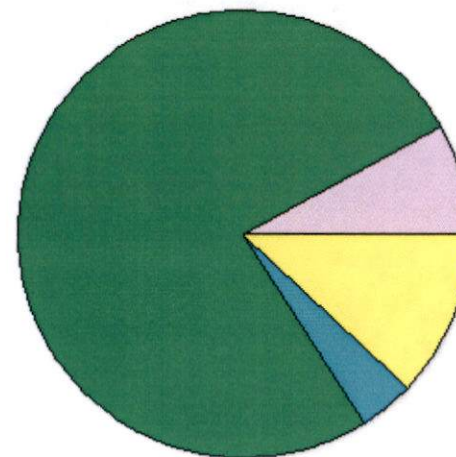
**TIF Increment Value**

**Retained TIF Value**

**Net Assessed Value** 3,083,795

**Net Assessed Under Protest**

\* Public Service Protests Values are not included on this report.



Real	Count	Value
Agricultural	426	4,124,294
Commercial	369	19,796,095
Residential	5,437	116,163,096
<b>Total Real Value</b>	<b>6,232</b>	<b>140,083,485</b>

Homestead	2,113	2,136,901
Veteran	192	5,541,508
Other	0	0
<b>Total Exempt</b>	<b>2,329</b>	<b>7,678,409</b>

**TIF Increment Value**

**Net Assessed** 132,405,076

**Net Assessed Under Protest** 0 0

Senior Freeze	249	2,260,415
Capped Parcels	3,297	31,207,256

Personal	Count	Value
Agricultural	130	438,062
Commercial	224	3,871,232
Mobile Home	106	293,377
<b>Total Personal</b>	<b>460</b>	<b>4,602,671</b>

**Total Exempt** 37 14,846

**TIF Increment Value**

**Net Assessed** 4,587,825

**Net Assessed Under Protest** 1 257,419

Public Service	Count	Value
<b>Total PS Value</b>	<b>25</b>	<b>25,415,509</b>

**TIF Increment Value**

**Net Assessed** 25,415,509

**District Totals**

Total Gross Value 170,101,665

Homestead Loss 2,136,901

Other Exemption Loss 5,556,354

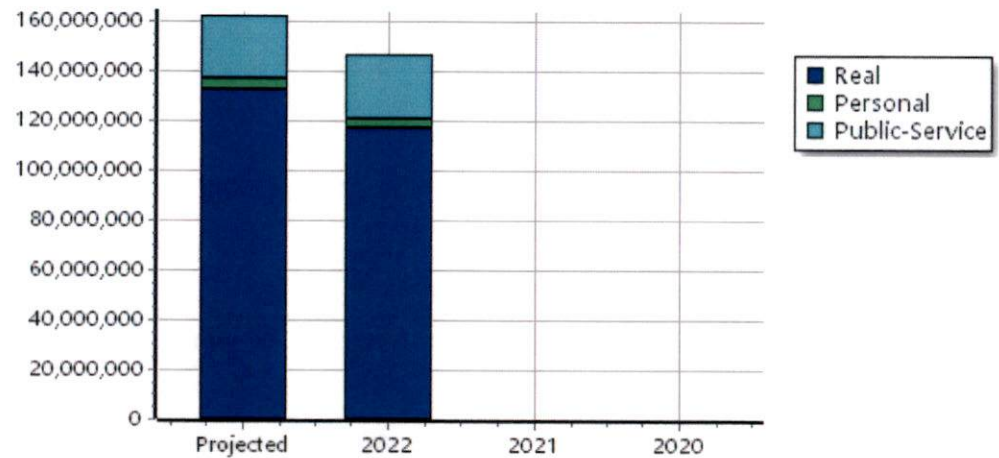
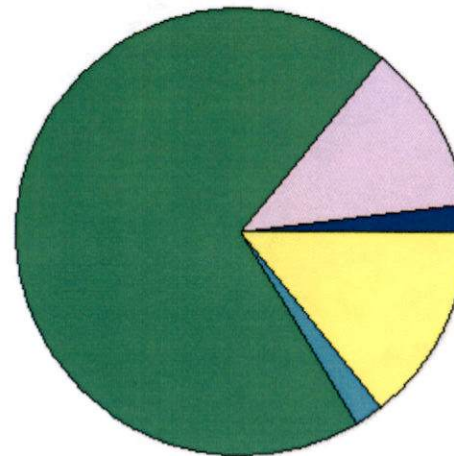
**TIF Increment Value**

**Retained TIF Value**

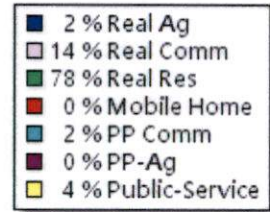
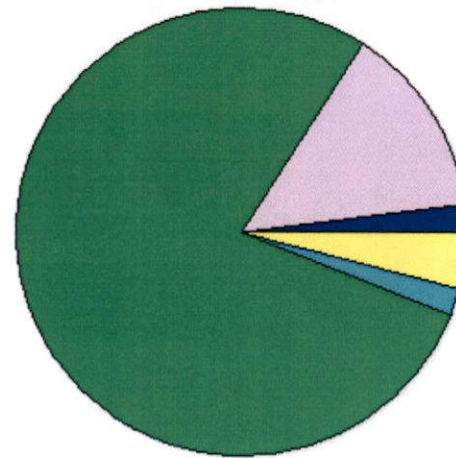
**Net Assessed Value** 162,408,410

**Net Assessed Under Protest** 257,419

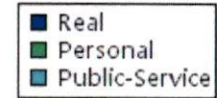
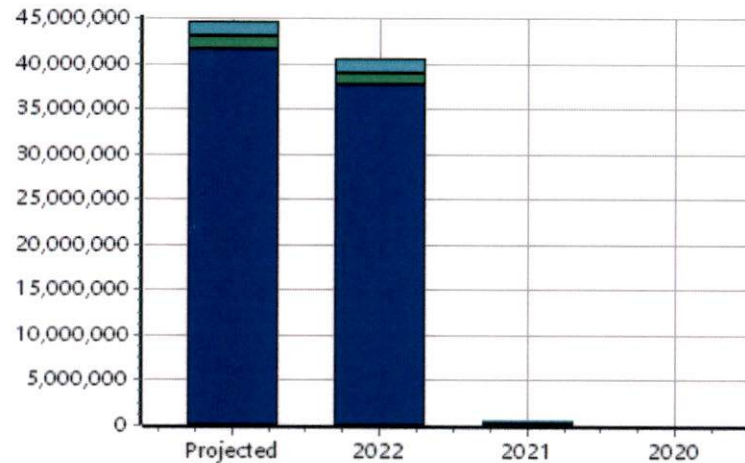
\* Public Service Protests Values are not included on this report.



Real	Count	Value
Agricultural	64	699,697
Commercial	192	6,817,419
Residential	2,115	36,607,195
<b>Total Real Value</b>	<b>2,371</b>	<b>44,124,311</b>
Homestead	905	927,327
Veteran	62	1,671,813
Other	0	0
<b>Total Exempt</b>	<b>991</b>	<b>2,599,140</b>
<b>TIF Increment Value</b>		<b>246,747</b>
<b>Net Assessed</b>		<b>41,278,424</b>
<b>Net Assessed Under Protest</b>		
Senior Freeze	125	1,416,257
Capped Parcels	2,150	18,597,765



Personal	Count	Value
Agricultural	15	36,436
Commercial	114	1,375,400
Mobile Home	36	115,147
<b>Total Personal</b>	<b>165</b>	<b>1,526,983</b>
<b>Total Exempt</b>	<b>4</b>	<b>1,497</b>
<b>TIF Increment Value</b>		<b>81,279</b>
<b>Net Assessed</b>		<b>1,444,207</b>
<b>Net Assessed Under Protest</b>		
<b>Public Service</b>	<b>Count</b>	<b>Value</b>
<b>Total PS Value</b>	<b>15</b>	<b>1,598,295</b>
<b>TIF Increment Value</b>		<b>0</b>
<b>Net Assessed</b>		<b>1,598,295</b>


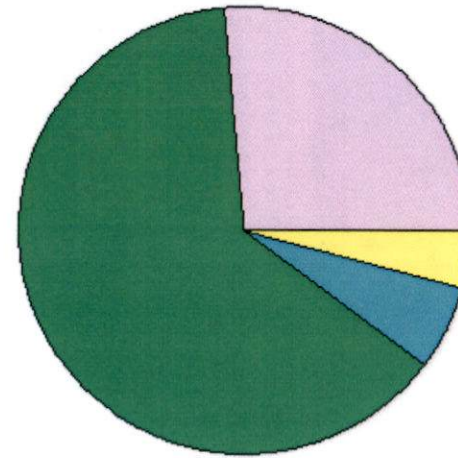


District Totals	
Total Gross Value	47,249,589
Homestead Loss	927,327
Other Exemption Loss	1,673,310
<b>TIF Increment Value</b>	<b>328,026</b>
<b>Retained TIF Value</b>	<b>328,026</b>
<b>Net Assessed Value</b>	<b>44,320,926</b>
<b>Net Assessed Under Protest</b>	

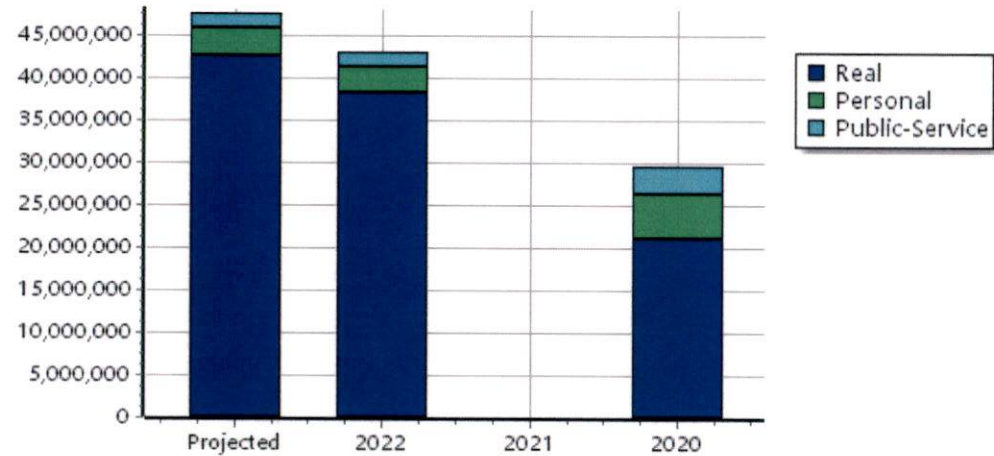
\* Public Service Protests Values are not included on this report.

TIF Project Summary						
Code	Description	Expires	Base Value	Increment Value	Retained Inc	Total Value
1	Blan City TIF	2032	648,072	328,026	328,026	1,304,124
<b>Total TIF Valuation :</b>			<b>648,072</b>	<b>328,026</b>	<b>328,026</b>	<b>1,304,124</b>

Real	Count	Value
Agricultural	52	455,518
Commercial	391	13,040,850
Residential	2,760	30,826,321
<b>Total Real Value</b>	<b>3,203</b>	<b>44,322,689</b>
Homestead	948	981,916
Veteran	50	825,317
Other	0	0
<b>Total Exempt</b>	<b>1,032</b>	<b>1,807,233</b>
<b>TIF Increment Value</b>		
<b>Net Assessed</b>		<b>42,515,456</b>
<b>Net Assessed Under Protest</b>		
Senior Freeze	165	1,257,183
Capped Parcels	2,881	17,396,655



Personal	Count	Value
Agricultural	13	20,747
Commercial	233	2,999,592
Mobile Home	176	327,566
<b>Total Personal</b>	<b>422</b>	<b>3,347,905</b>
<b>Total Exempt</b>	<b>4</b>	<b>2,400</b>
<b>TIF Increment Value</b>		
<b>Net Assessed</b>		<b>3,345,505</b>
<b>Net Assessed Under Protest</b>		


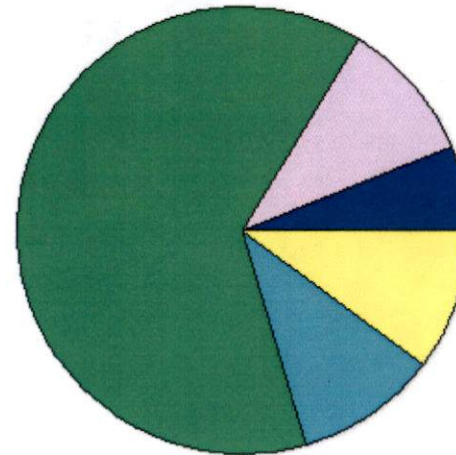


Public Service	Count	Value
<b>Total PS Value</b>	<b>27</b>	<b>1,761,346</b>
<b>TIF Increment Value</b>		
<b>Net Assessed</b>		<b>1,761,346</b>

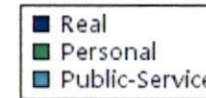
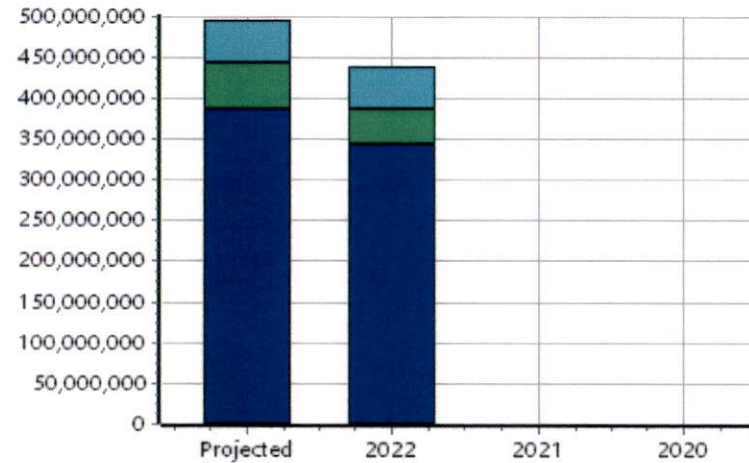
<b>District Totals</b>	
Total Gross Value	49,431,940
Homestead Loss	981,916
Other Exemption Loss	827,717
<b>TIF Increment Value</b>	
<b>Retained TIF Value</b>	
<b>Net Assessed Value</b>	<b>47,622,307</b>
<b>Net Assessed Under Protest</b>	

\* Public Service Protests Values are not included on this report.

Real	Count	Value
Agricultural	4,165	36,063,689
Commercial	1,372	55,570,656
Residential	19,937	318,033,847
<b>Total Real Value</b>	<b>25,474</b>	<b>409,668,192</b>
Homestead	7,660	7,807,638
Veteran	627	14,954,519
Other	1	27,500
<b>Total Exempt</b>	<b>8,444</b>	<b>22,789,657</b>
<b>TIF Increment Value</b>		<b>246,747</b>
<b>Net Assessed</b>		<b>386,631,788</b>
<b>Net Assessed Under Protest</b>	<b>0</b>	<b>0</b>
Senior Freeze	928	9,075,068
Capped Parcels	17,867	136,253,709



Personal	Count	Value
Agricultural	1,227	3,969,531
Commercial	1,381	47,240,023
Mobile Home	1,386	4,140,742
<b>Total Personal</b>	<b>3,994</b>	<b>55,350,296</b>
<b>Total Exempt</b>	<b>315</b>	<b>160,213</b>
<b>TIF Increment Value</b>		<b>81,279</b>
<b>Net Assessed</b>		<b>55,108,804</b>
<b>Net Assessed Under Protest</b>	<b>11</b>	<b>2,212,188</b>
Public Service	Count	Value
<b>Total PS Value</b>	<b>330</b>	<b>52,506,733</b>
<b>TIF Increment Value</b>		<b>0</b>
<b>Net Assessed</b>		<b>52,506,733</b>


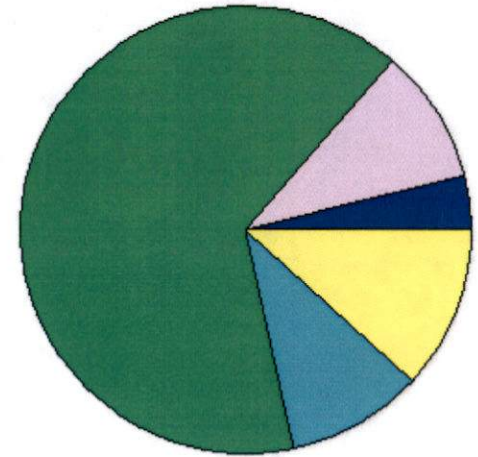


District Totals	
Total Gross Value	517,525,221
Homestead Loss	7,807,638
Other Exemption Loss	15,142,232
<b>TIF Increment Value</b>	<b>328,026</b>
<b>Retained TIF Value</b>	<b>328,026</b>
<b>Net Assessed Value</b>	<b>494,247,325</b>
<b>Net Assessed Under Protest</b>	<b>2,212,188</b>


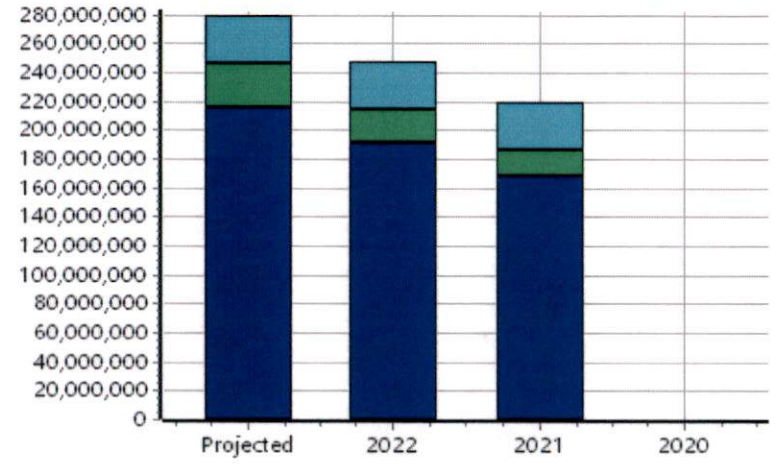
\* Public Service Protests Values are not included on this report.

TIF Project Summary						
Code	Description	Expires	Base Value	Increment Value	Retained Inc	Total Value
1	Blan City TIF	2032	648,072	328,026	328,026	1,304,124
<b>Total TIF Valuation :</b>			<b>648,072</b>	<b>328,026</b>	<b>328,026</b>	<b>1,304,124</b>

Real	Count	Value
Agricultural	1,321	10,164,475
Commercial	639	28,482,842
Residential	10,848	191,617,285
<b>Total Real Value</b>	<b>12,808</b>	<b>230,264,602</b>
Homestead	4,181	4,253,627
Veteran	384	9,686,891
Other	0	0
<b>Total Exempt</b>	<b>4,641</b>	<b>13,940,518</b>
<b>TIF Increment Value</b>		<b>246,747</b>
<b>Net Assessed</b>		<b>216,077,337</b>
<b>Net Assessed Under Protest</b>	<b>0</b>	<b>0</b>
Senior Freeze	512	5,161,863
Capped Parcels	8,624	68,080,341



Personal	Count	Value
Agricultural	417	1,300,053
Commercial	629	27,234,656
Mobile Home	610	2,077,767
<b>Total Personal</b>	<b>1,656</b>	<b>30,612,476</b>
<b>Total Exempt</b>	<b>113</b>	<b>59,857</b>
<b>TIF Increment Value</b>		<b>81,279</b>
<b>Net Assessed</b>		<b>30,471,340</b>
<b>Net Assessed Under Protest</b>	<b>3</b>	<b>1,258,657</b>
Public Service	Count	Value
<b>Total PS Value</b>	<b>103</b>	<b>32,625,526</b>
<b>TIF Increment Value</b>		<b>0</b>
<b>Net Assessed</b>		<b>32,625,526</b>



District Totals	
Total Gross Value	293,502,604
Homestead Loss	4,253,627
Other Exemption Loss	9,746,748
<b>TIF Increment Value</b>	<b>328,026</b>
<b>Retained TIF Value</b>	<b>328,026</b>
<b>Net Assessed Value</b>	<b>279,174,203</b>
<b>Net Assessed Under Protest</b>	<b>1,258,657</b>

\* Public Service Protests Values are not included on this report.

TIF Project Summary						
Code	Description	Expires	Base Value	Increment Value	Retained Inc	Total Value
1	Blan City TIF	2032	648,072	328,026	328,026	1,304,124
<b>Total TIF Valuation :</b>			<b>648,072</b>	<b>328,026</b>	<b>328,026</b>	<b>1,304,124</b>

Real	Count	Value
Agricultural	403	4,153,368
Commercial	349	18,771,194
Residential	5,357	110,526,943
<b>Total Real Value</b>	<b>6,109</b>	<b>133,451,505</b>

Homestead	2,077	2,101,901
Veteran	182	5,116,958
Other	0	0
<b>Total Exempt</b>	<b>2,284</b>	<b>7,218,859</b>

**TIF Increment Value**

**Net Assessed** 126,232,646

**Net Assessed Under Protest** 0 0

Senior Freeze	250	2,314,875
Capped Parcels	3,225	28,510,519

Personal	Count	Value
Agricultural	134	563,035
Commercial	324	9,037,644
Mobile Home	133	414,951
<b>Total Personal</b>	<b>591</b>	<b>10,015,630</b>

**Total Exempt** 41 47,816

**TIF Increment Value**

**Net Assessed** 9,967,814

**Net Assessed Under Protest** 1 257,419

Public Service	Count	Value
<b>Total PS Value</b>	<b>39</b>	<b>26,942,207</b>

**TIF Increment Value**

**Net Assessed** 26,942,207

**District Totals**

Total Gross Value 170,409,342

Homestead Loss 2,101,901

Other Exemption Loss 5,164,774


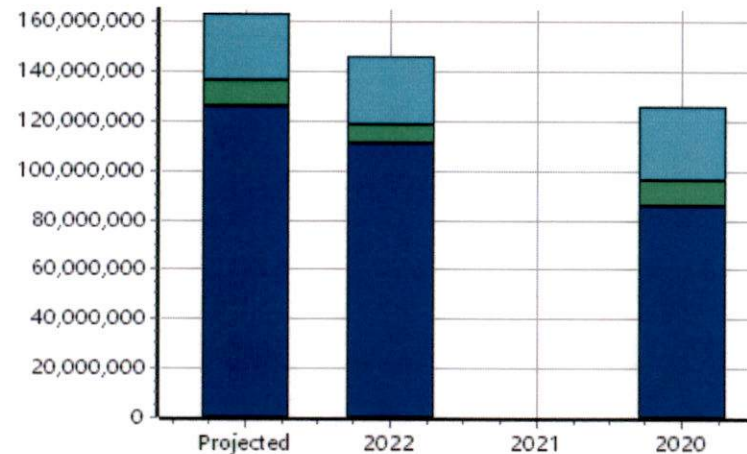
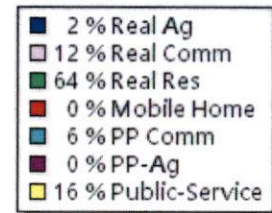
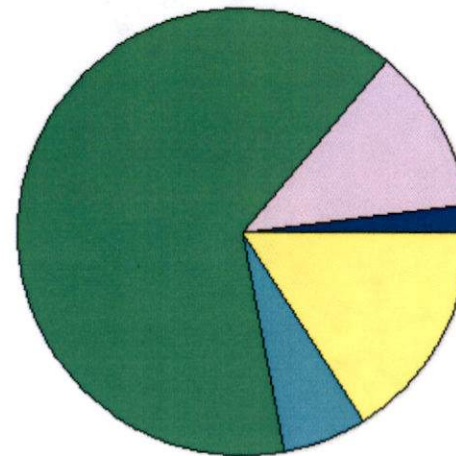
**TIF Increment Value**

**Retained TIF Value**

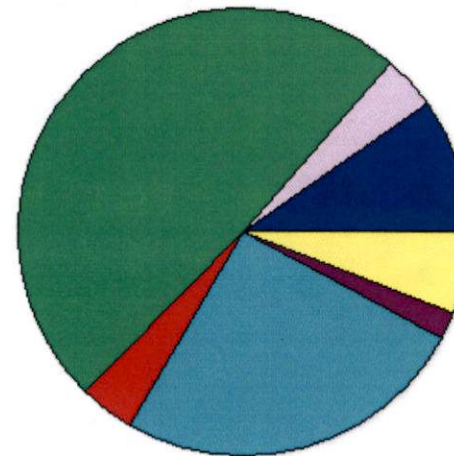
**Net Assessed Value** 163,142,667

**Net Assessed Under Protest** 257,419

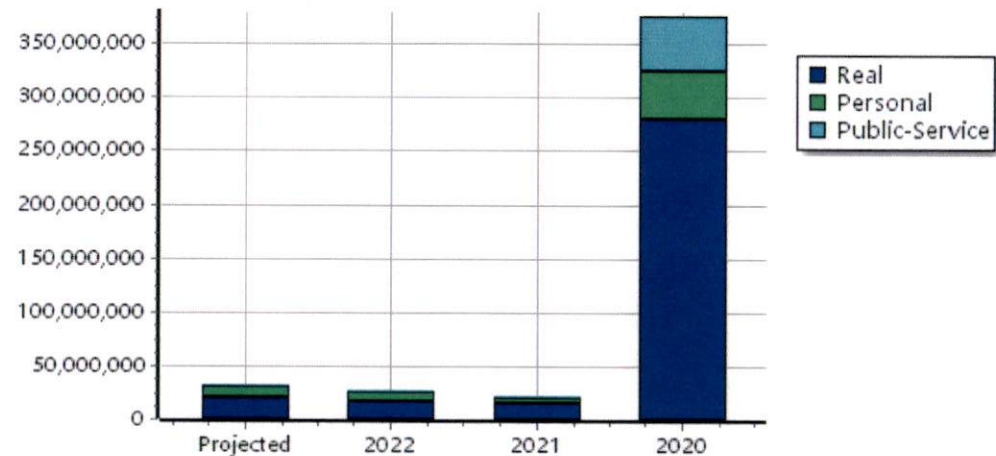
\* Public Service Protests Values are not included on this report.



Real	Count	Value
Agricultural	504	3,489,907
Commercial	40	1,126,995
Residential	1,969	17,182,668
<b>Total Real Value</b>	<b>2,513</b>	<b>21,799,570</b>
Homestead	648	672,399
Veteran	79	1,191,992
Other	0	0
<b>Total Exempt</b>	<b>753</b>	<b>1,864,391</b>
<b>TIF Increment Value</b>		
<b>Net Assessed</b>		<b>19,935,179</b>
<b>Net Assessed Under Protest</b>	<b>0</b>	<b>0</b>
Senior Freeze	81	726,307
Capped Parcels	1,934	9,711,184



Personal	Count	Value
Agricultural	179	467,413
Commercial	80	9,043,936
Mobile Home	335	1,122,212
<b>Total Personal</b>	<b>594</b>	<b>10,633,561</b>
<b>Total Exempt</b>	<b>40</b>	<b>6,997</b>
<b>TIF Increment Value</b>		
<b>Net Assessed</b>		<b>10,626,564</b>
<b>Net Assessed Under Protest</b>	<b>1</b>	<b>295,076</b>
Public Service	Count	Value
<b>Total PS Value</b>	<b>31</b>	<b>1,960,043</b>
<b>TIF Increment Value</b>		
<b>Net Assessed</b>		<b>1,960,043</b>

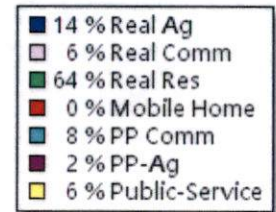
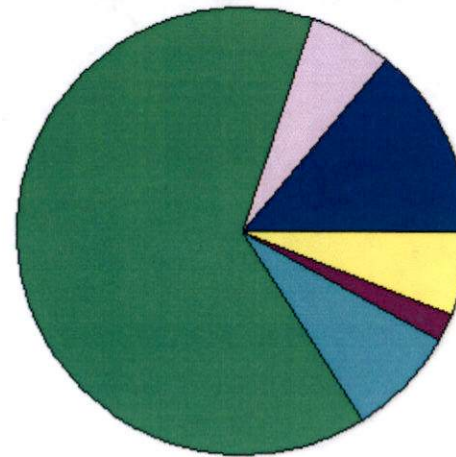


District Totals	
Total Gross Value	34,393,174
Homestead Loss	672,399
Other Exemption Loss	1,198,989
<b>TIF Increment Value</b>	
<b>Retained TIF Value</b>	
<b>Net Assessed Value</b>	<b>32,521,786</b>
<b>Net Assessed Under Protest</b>	<b>295,076</b>

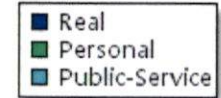
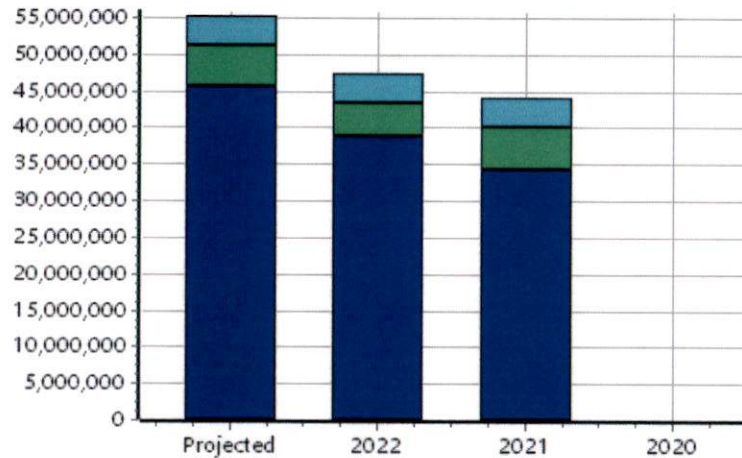
\* Public Service Protests Values are not included on this report.



Real	Count	Value
Agricultural	763	7,841,699
Commercial	128	3,477,178
Residential	2,561	36,762,759
<b>Total Real Value</b>	<b>3,452</b>	<b>48,081,636</b>
Homestead	906	911,692
Veteran	68	1,535,996
Other	1	27,500
<b>Total Exempt</b>	<b>982</b>	<b>2,475,188</b>
<b>TIF Increment Value</b>		
<b>Net Assessed</b>		<b>45,606,448</b>
<b>Net Assessed Under Protest</b>	<b>0</b>	<b>0</b>
Senior Freeze	89	1,214,502
Capped Parcels	2,495	18,142,078



Personal	Count	Value
Agricultural	271	870,459
Commercial	120	4,313,178
Mobile Home	161	500,673
<b>Total Personal</b>	<b>552</b>	<b>5,684,310</b>
<b>Total Exempt</b>	<b>57</b>	<b>77,903</b>
<b>TIF Increment Value</b>		
<b>Net Assessed</b>		<b>5,606,407</b>
<b>Net Assessed Under Protest</b>	<b>1</b>	<b>564,956</b>
<b>Public Service</b>		
<b>Total PS Value</b>	<b>48</b>	<b>4,002,660</b>
<b>TIF Increment Value</b>		
<b>Net Assessed</b>		<b>4,002,660</b>



<b>District Totals</b>	
Total Gross Value	57,768,606
Homestead Loss	911,692
Other Exemption Loss	1,641,399
<b>TIF Increment Value</b>	
<b>Retained TIF Value</b>	
<b>Net Assessed Value</b>	<b>55,215,515</b>
<b>Net Assessed Under Protest</b>	<b>564,956</b>

\* Public Service Protests Values are not included on this report.

Real	Count	Value
Agricultural	1,171	9,316,748
Commercial	80	1,974,338
Residential	1,610	11,278,184
<b>Total Real Value</b>	<b>2,861</b>	<b>22,569,270</b>

Homestead	671	691,735
Veteran	43	592,943
Other	0	0
<b>Total Exempt</b>	<b>737</b>	<b>1,284,678</b>

**TIF Increment Value**

**Net Assessed** 21,284,592

**Net Assessed Under Protest**

Senior Freeze	69	432,625
Capped Parcels	1,705	7,996,195

Personal	Count	Value
Agricultural	289	1,055,765
Commercial	111	2,995,334
Mobile Home	134	381,650
<b>Total Personal</b>	<b>534</b>	<b>4,432,749</b>

**Total Exempt** 76 11,771

**TIF Increment Value**

**Net Assessed** 4,420,978

**Net Assessed Under Protest**

Public Service	Count	Value
<b>Total PS Value</b>	<b>51</b>	<b>8,724,184</b>

**TIF Increment Value**

**Net Assessed** 8,724,184

**District Totals**

Total Gross Value	35,726,203
Homestead Loss	691,735
Other Exemption Loss	604,714

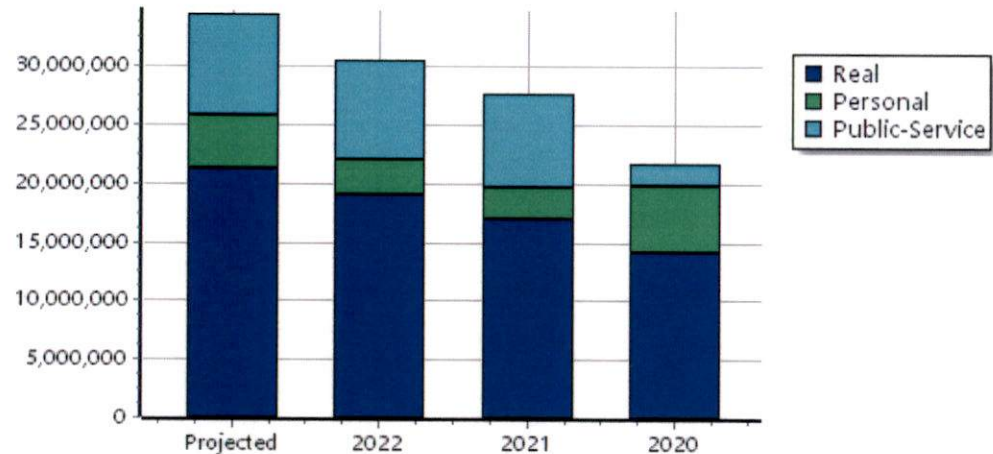
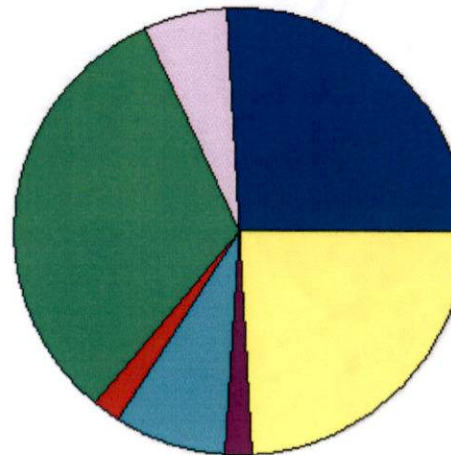
**TIF Increment Value**

**Retained TIF Value**

**Net Assessed Value** 34,429,754

**Net Assessed Under Protest**

\* Public Service Protests Values are not included on this report.



Real	Count	Value
Agricultural	261	4,000,902
Commercial	397	13,232,205
Residential	3,277	40,036,117
<b>Total Real Value</b>	<b>3,935</b>	<b>57,269,224</b>
Homestead	1,200	1,239,329
Veteran	73	1,277,640
Other	0	0
<b>Total Exempt</b>	<b>1,313</b>	<b>2,516,969</b>

**TIF Increment Value**

**Net Assessed** 54,752,255

**Net Assessed Under Protest** 0 0

Senior Freeze 201 1,684,284  
 Capped Parcels 3,385 21,104,494

Personal	Count	Value
Agricultural	109	315,321
Commercial	322	4,223,624
Mobile Home	260	571,379
<b>Total Personal</b>	<b>691</b>	<b>5,110,324</b>
<b>Total Exempt</b>	<b>32</b>	<b>5,650</b>

**TIF Increment Value**

**Net Assessed** 5,104,674

**Net Assessed Under Protest** 1 10,001

Public Service	Count	Value
<b>Total PS Value</b>	<b>48</b>	<b>4,364,226</b>

**TIF Increment Value**

**Net Assessed** 4,364,226

**District Totals**

Total Gross Value 66,743,774  
 Homestead Loss 1,239,329  
 Other Exemption Loss 1,283,290

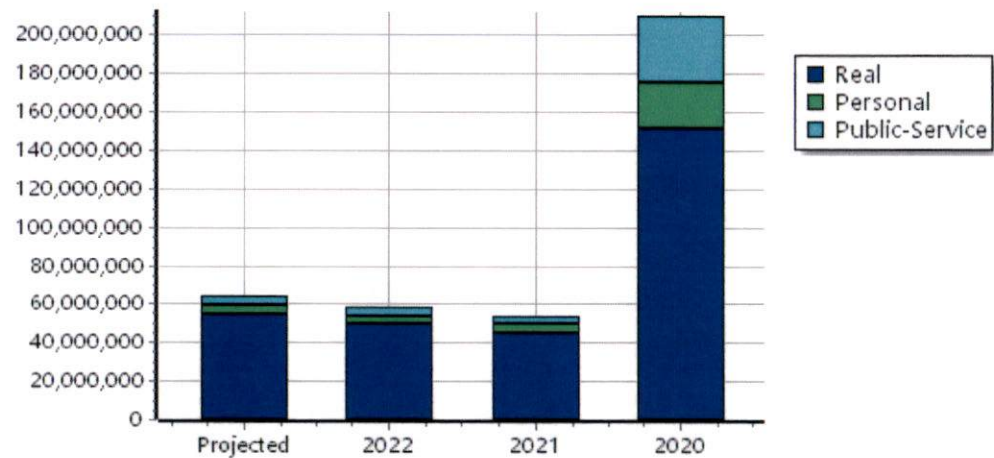
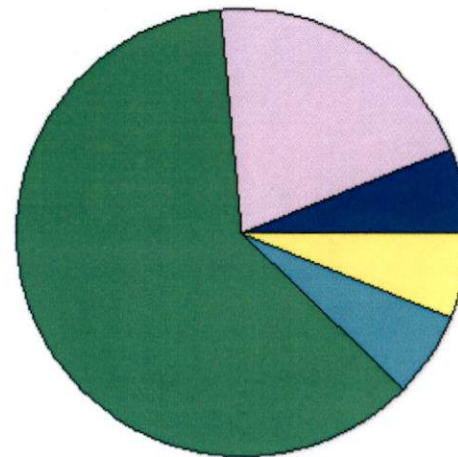
**TIF Increment Value**

**Retained TIF Value**

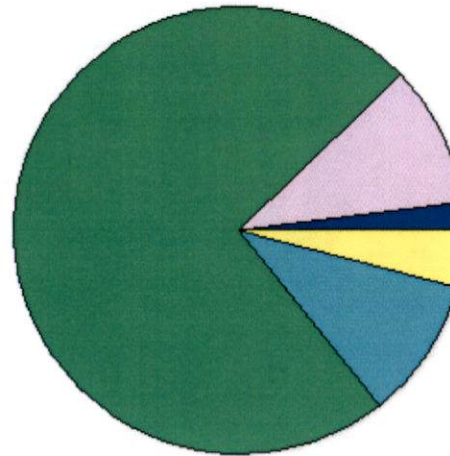
**Net Assessed Value** 64,221,155

**Net Assessed Under Protest** 10,001

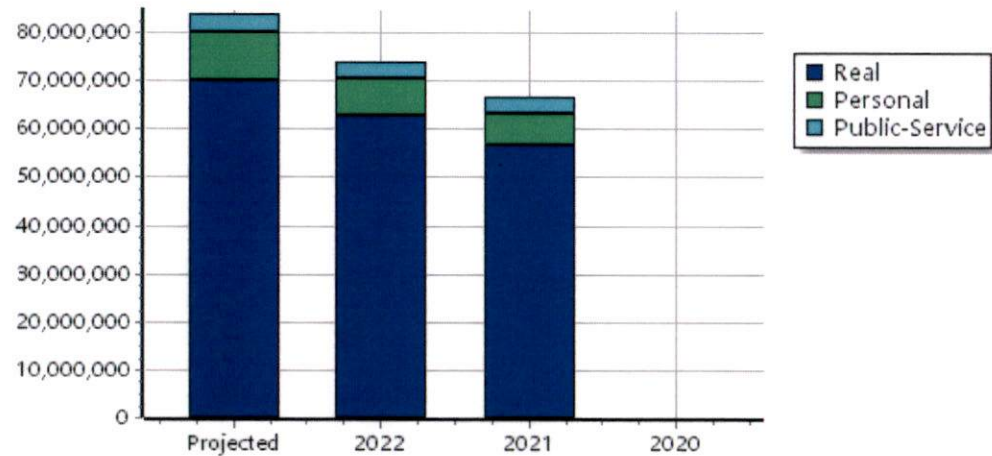
\* Public Service Protests Values are not included on this report.



Real	Count	Value
Agricultural	414	2,521,200
Commercial	250	8,584,653
Residential	3,522	63,907,674
<b>Total Real Value</b>	<b>4,186</b>	<b>75,013,527</b>
Homestead	1,456	1,479,327
Veteran	123	3,377,941
Other	0	0
<b>Total Exempt</b>	<b>1,604</b>	<b>4,857,268</b>
<b>TIF Increment Value</b>		<b>246,747</b>
<b>Net Assessed</b>		<b>69,909,512</b>
<b>Net Assessed Under Protest</b>	<b>0</b>	<b>0</b>
Senior Freeze	181	2,120,681
Capped Parcels	3,465	29,858,638



Personal	Count	Value
Agricultural	104	269,605
Commercial	225	9,153,076
Mobile Home	142	540,604
<b>Total Personal</b>	<b>471</b>	<b>9,963,285</b>
<b>Total Exempt</b>	<b>32</b>	<b>5,044</b>
<b>TIF Increment Value</b>		<b>81,279</b>
<b>Net Assessed</b>		<b>9,876,962</b>
<b>Net Assessed Under Protest</b>	<b>1</b>	<b>706,162</b>
Public Service	Count	Value
<b>Total PS Value</b>	<b>33</b>	<b>3,723,276</b>
<b>TIF Increment Value</b>		<b>0</b>
<b>Net Assessed</b>		<b>3,723,276</b>



District Totals	
Total Gross Value	88,700,088
Homestead Loss	1,479,327
Other Exemption Loss	3,382,985
<b>TIF Increment Value</b>	<b>328,026</b>
<b>Retained TIF Value</b>	<b>328,026</b>
<b>Net Assessed Value</b>	<b>83,509,750</b>
<b>Net Assessed Under Protest</b>	<b>706,162</b>

TIF Project Summary						
Code	Description	Expires	Base Value	Increment Value	Retained Inc	Total Value
1	Blan City TIF	2032	648,072	328,026	328,026	1,304,124
<b>Total TIF Valuation :</b>			<b>648,072</b>	<b>328,026</b>	<b>328,026</b>	<b>1,304,124</b>

\* Public Service Protests Values are not included on this report.

Real	Count	Value
Agricultural	30	504,320
Commercial	0	0
Residential	5	25,942
<b>Total Real Value</b>	<b>35</b>	<b>530,262</b>
Homestead	7	7,000
Veteran	0	0
Other	0	0
<b>Total Exempt</b>	<b>7</b>	<b>7,000</b>

**TIF Increment Value**

**Net Assessed** 523,262

**Net Assessed Under Protest**

Senior Freeze	1	4,192
Capped Parcels	16	94,670

Personal	Count	Value
Agricultural	3	6,077
Commercial	6	37,601
Mobile Home	1	1,619
<b>Total Personal</b>	<b>10</b>	<b>45,297</b>
<b>Total Exempt</b>	<b>0</b>	<b>0</b>

**TIF Increment Value**

**Net Assessed** 45,297

**Net Assessed Under Protest**

Public Service	Count	Value
<b>Total PS Value</b>	<b>7</b>	<b>471,033</b>

**TIF Increment Value**

**Net Assessed** 471,033

**District Totals**

Total Gross Value	1,046,592
Homestead Loss	7,000
Other Exemption Loss	0

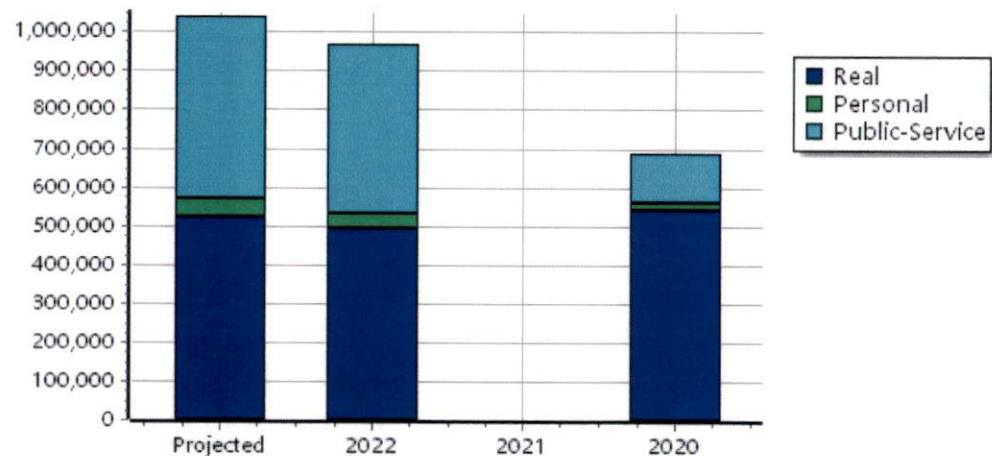

**TIF Increment Value**

**Retained TIF Value**


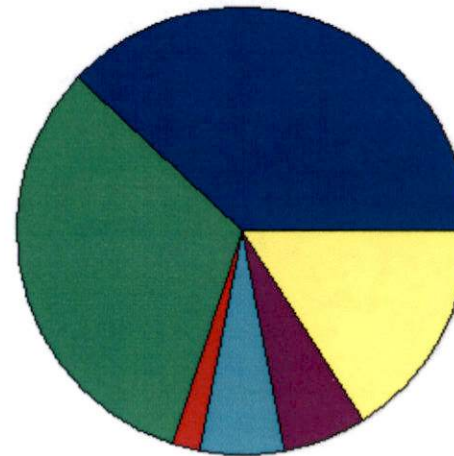
**Net Assessed Value** 1,039,592

**Net Assessed Under Protest**

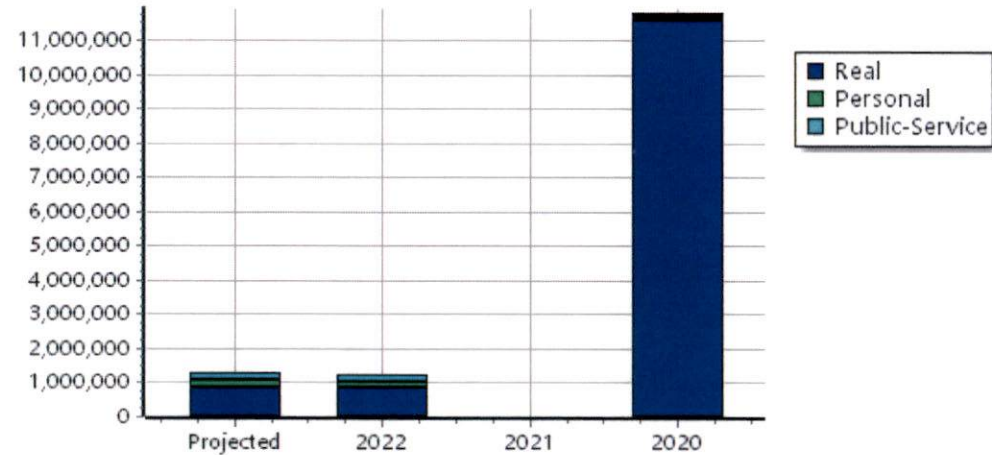
\* Public Service Protests Values are not included on this report.



Real	Count	Value
Agricultural	73	551,894
Commercial	1	3,267
Residential	68	468,265
<b>Total Real Value</b>	<b>142</b>	<b>1,023,426</b>
Homestead	45	46,000
Veteran	4	93,196
Other	0	0
<b>Total Exempt</b>	<b>50</b>	<b>139,196</b>
<b>TIF Increment Value</b>		
<b>Net Assessed</b>		<b>884,230</b>
<b>Net Assessed Under Protest</b>	<b>0</b>	<b>0</b>
Senior Freeze	6	38,296
Capped Parcels	85	706,660



Personal	Count	Value
Agricultural	19	76,851
Commercial	13	96,741
Mobile Home	7	34,600
<b>Total Personal</b>	<b>39</b>	<b>208,192</b>
<b>Total Exempt</b>	<b>6</b>	<b>800</b>
<b>TIF Increment Value</b>		
<b>Net Assessed</b>		<b>207,392</b>
<b>Net Assessed Under Protest</b>	<b>1</b>	<b>257</b>
<b>Public Service</b>		
<b>Total PS Value</b>	<b>10</b>	<b>227,380</b>
<b>TIF Increment Value</b>		
<b>Net Assessed</b>		<b>227,380</b>



<b>District Totals</b>	
Total Gross Value	1,458,998
Homestead Loss	46,000
Other Exemption Loss	93,996
<b>TIF Increment Value</b>	
<b>Retained TIF Value</b>	
<b>Net Assessed Value</b>	<b>1,319,002</b>
<b>Net Assessed Under Protest</b>	<b>257</b>

\* Public Service Protests Values are not included on this report.

Real	Count	Value
Agricultural	295	1,808,900
Commercial	9	189,546
Residential	338	3,799,769
<b>Total Real Value</b>	<b>642</b>	<b>5,798,215</b>
Homestead	153	156,255
Veteran	14	237,341
Other	0	0
<b>Total Exempt</b>	<b>171</b>	<b>393,596</b>

**TIF Increment Value**

<b>Net Assessed</b>		<b>5,404,619</b>
<b>Net Assessed Under Protest</b>	<b>0</b>	<b>0</b>
Senior Freeze	18	122,500
Capped Parcels	364	2,543,569

Personal	Count	Value
Agricultural	59	181,996
Commercial	51	4,654,395
Mobile Home	57	155,875
<b>Total Personal</b>	<b>167</b>	<b>4,992,266</b>
<b>Total Exempt</b>	<b>13</b>	<b>1,700</b>

**TIF Increment Value**

<b>Net Assessed</b>		<b>4,990,566</b>
<b>Net Assessed Under Protest</b>	<b>3</b>	<b>350,184</b>

Public Service	Count	Value
<b>Total PS Value</b>	<b>19</b>	<b>1,430,837</b>

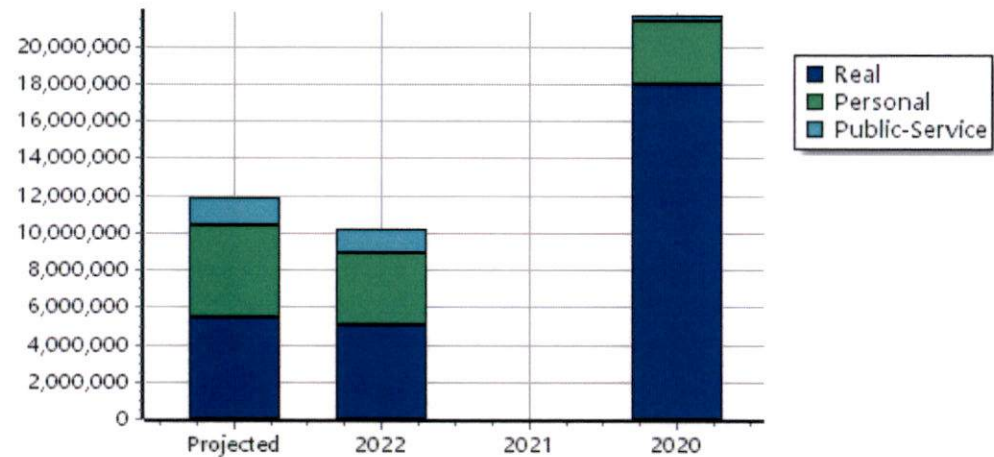
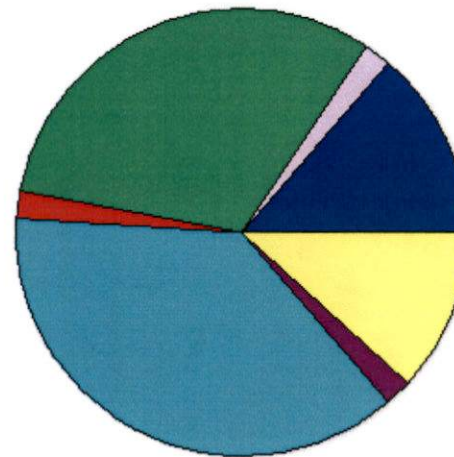
**TIF Increment Value**

<b>Net Assessed</b>		<b>1,430,837</b>
---------------------	--	------------------

**District Totals**

Total Gross Value	12,221,318
Homestead Loss	156,255
Other Exemption Loss	239,041
<b>TIF Increment Value</b>	
<b>Retained TIF Value</b>	
<b>Net Assessed Value</b>	<b>11,826,022</b>
<b>Net Assessed Under Protest</b>	<b>350,184</b>

\* Public Service Protests Values are not included on this report.



Real	Count	Value
Agricultural	122	917,216
Commercial	118	8,211,280
Residential	929	30,827,711
<b>Total Real Value</b>	<b>1,169</b>	<b>39,956,207</b>
Homestead	367	369,000
Veteran	33	1,367,796
Other	0	0
<b>Total Exempt</b>	<b>402</b>	<b>1,736,796</b>

TIF Increment Value

<b>Net Assessed</b>		<b>38,219,411</b>
<b>Net Assessed Under Protest</b>	<b>0</b>	<b>0</b>
Senior Freeze	19	234,797
Capped Parcels	897	15,263,412

Personal	Count	Value
Agricultural	26	82,469
Commercial	106	2,851,968
Mobile Home	138	367,248
<b>Total Personal</b>	<b>270</b>	<b>3,301,685</b>
<b>Total Exempt</b>	<b>11</b>	<b>1,575</b>

TIF Increment Value

<b>Net Assessed</b>		<b>3,300,110</b>
<b>Net Assessed Under Protest</b>	<b>1</b>	<b>26,229</b>

Public Service	Count	Value
<b>Total PS Value</b>	<b>20</b>	<b>381,285</b>

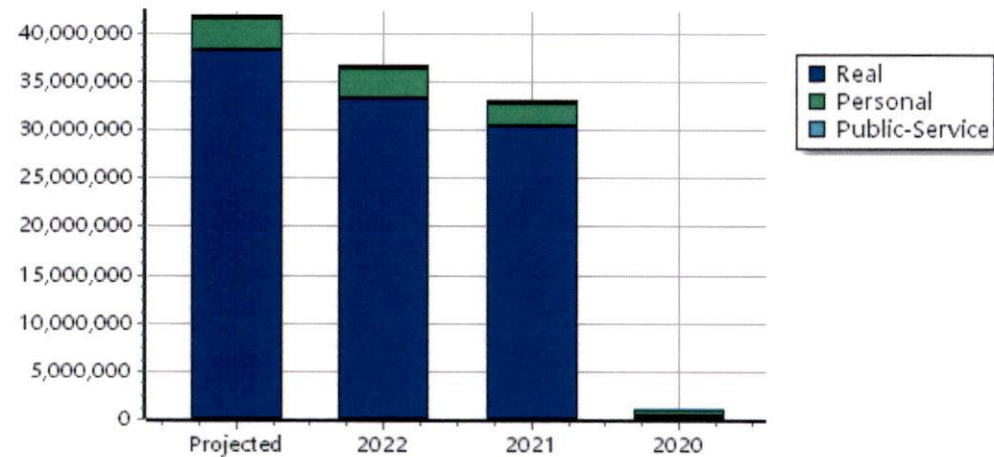
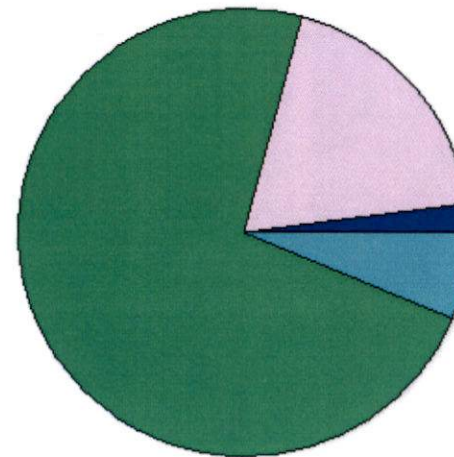
TIF Increment Value

<b>Net Assessed</b>		<b>381,285</b>
---------------------	--	----------------

**District Totals**

Total Gross Value	43,639,177
Homestead Loss	369,000
Other Exemption Loss	1,369,371
<b>TIF Increment Value</b>	
<b>Retained TIF Value</b>	
<b>Net Assessed Value</b>	<b>41,900,806</b>
<b>Net Assessed Under Protest</b>	<b>26,229</b>

\* Public Service Protests Values are not included on this report.





Real	Count	Value
Agricultural	31	307,392
Commercial	0	0
Residential	62	434,589
<b>Total Real Value</b>	<b>93</b>	<b>741,981</b>
Homestead	24	24,000
Veteran	2	58,143
Other	0	0
<b>Total Exempt</b>	<b>26</b>	<b>82,143</b>

**TIF Increment Value**

**Net Assessed** 659,838

**Net Assessed Under Protest**

Senior Freeze	0	0
Capped Parcels	62	259,056

Personal	Count	Value
Agricultural	13	30,184
Commercial	4	5,152
Mobile Home	5	3,716
<b>Total Personal</b>	<b>22</b>	<b>39,052</b>
<b>Total Exempt</b>	<b>1</b>	<b>157</b>

**TIF Increment Value**

**Net Assessed** 38,895

**Net Assessed Under Protest**

Public Service	Count	Value
<b>Total PS Value</b>	<b>4</b>	<b>109,943</b>

**TIF Increment Value**

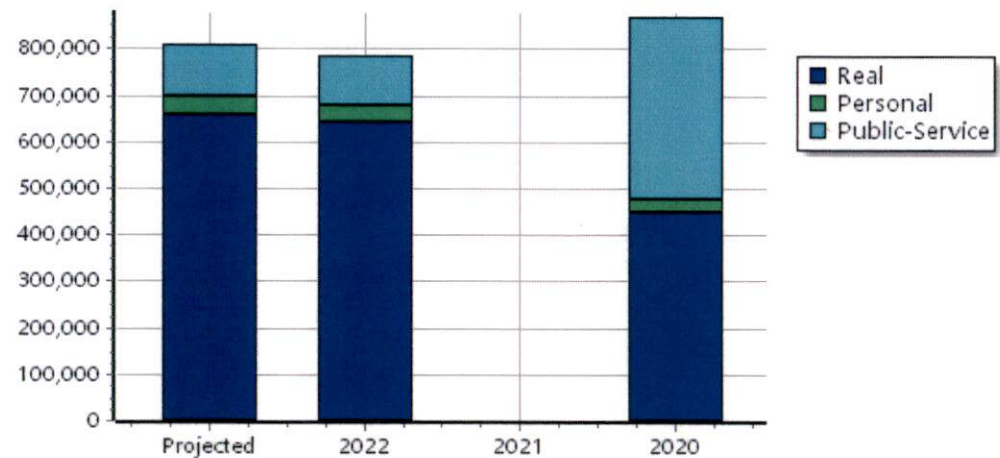
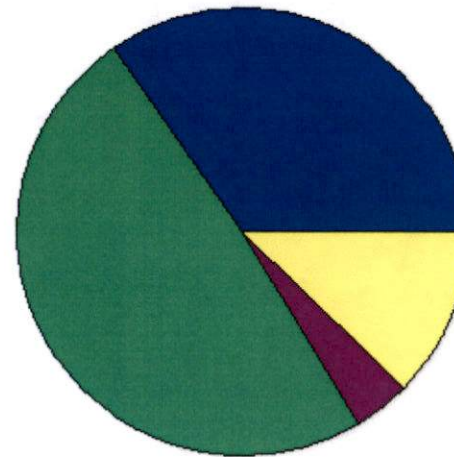
**Net Assessed** 109,943

**District Totals**

Total Gross Value	890,976
Homestead Loss	24,000
Other Exemption Loss	58,300
<b>TIF Increment Value</b>	
<b>Retained TIF Value</b>	
<b>Net Assessed Value</b>	<b>808,676</b>

**Net Assessed Under Protest**

\* Public Service Protests Values are not included on this report.



Real	Count	Value
Agricultural	46	239,067
Commercial	0	0
Residential	44	165,591
<b>Total Real Value</b>	<b>90</b>	<b>404,658</b>
Homestead	10	10,000
Veteran	1	18,058
Other	0	0
<b>Total Exempt</b>	<b>11</b>	<b>28,058</b>

**TIF Increment Value**

**Net Assessed 376,600**

**Net Assessed Under Protest**

Senior Freeze	1	9,347
Capped Parcels	65	750,090

Personal	Count	Value
Agricultural	6	19,763
Commercial	11	776,849
Mobile Home	5	17,709
<b>Total Personal</b>	<b>22</b>	<b>814,321</b>
<b>Total Exempt</b>	<b>0</b>	<b>0</b>

**TIF Increment Value**

**Net Assessed 814,321**

**Net Assessed Under Protest**

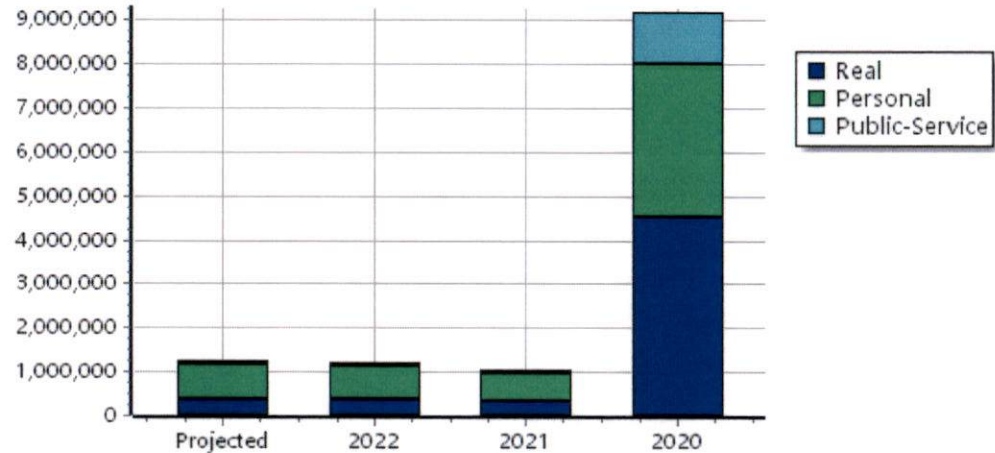
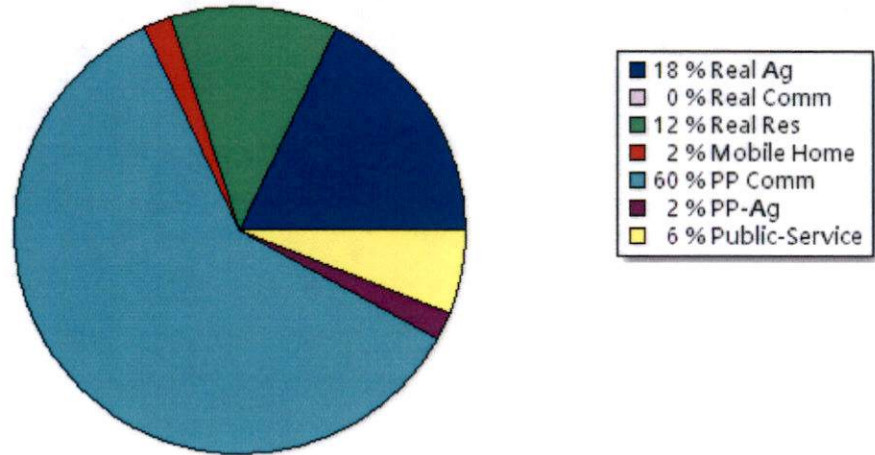
Public Service	Count	Value
<b>Total PS Value</b>	<b>10</b>	<b>81,581</b>
<b>TIF Increment Value</b>		
<b>Net Assessed</b>		<b>81,581</b>

**District Totals**



Total Gross Value	1,300,560
Homestead Loss	10,000
Other Exemption Loss	18,058
<b>TIF Increment Value</b>	
<b>Retained TIF Value</b>	
<b>Net Assessed Value</b>	<b>1,272,502</b>

**Net Assessed Under Protest**

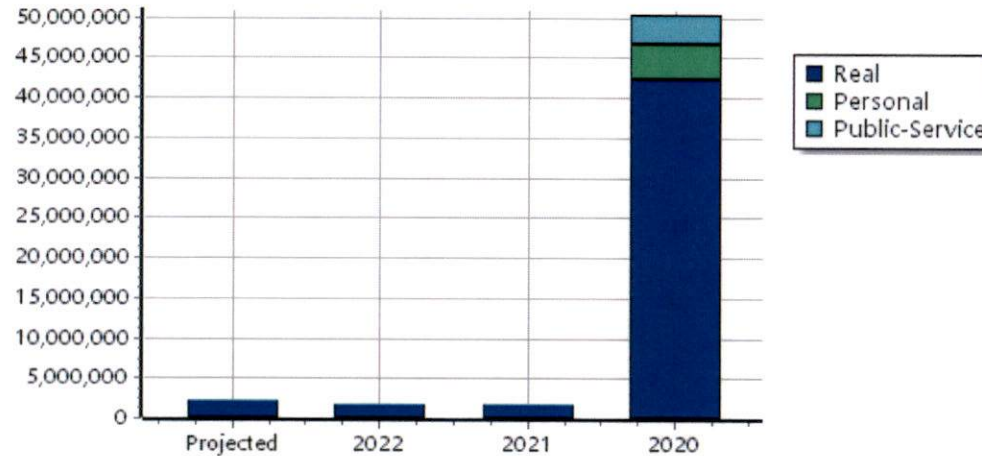
\* Public Service Protests Values are not included on this report.



Real	Count	Value
Agricultural	1	1,062
Commercial	0	0
Residential	155	2,422,294
<b>Total Real Value</b>	<b>156</b>	<b>2,423,356</b>
Homestead	79	80,000
Veteran	3	56,468
Other	0	0
<b>Total Exempt</b>	<b>83</b>	<b>136,468</b>
<b>TIF Increment Value</b>		
<b>Net Assessed</b>		<b>2,286,888</b>
<b>Net Assessed Under Protest</b>	<b>0</b>	<b>0</b>
Senior Freeze	10	147,394
Capped Parcels	127	1,172,203



Personal	Count	Value
Agricultural	5	4,102
Commercial	6	32,925
Mobile Home	3	10,952
<b>Total Personal</b>	<b>14</b>	<b>47,979</b>
<b>Total Exempt</b>	<b>2</b>	<b>300</b>
<b>TIF Increment Value</b>		
<b>Net Assessed</b>		<b>47,679</b>
<b>Net Assessed Under Protest</b>	<b>1</b>	<b>1,904</b>
<b>Public Service</b>		
<b>Total PS Value</b>	<b>4</b>	<b>31,706</b>
<b>TIF Increment Value</b>		
<b>Net Assessed</b>		<b>31,706</b>



<b>District Totals</b>	
Total Gross Value	2,503,041
Homestead Loss	80,000
Other Exemption Loss	56,768
<b>TIF Increment Value</b>	
<b>Retained TIF Value</b>	
<b>Net Assessed Value</b>	<b>2,366,273</b>
<b>Net Assessed Under Protest</b>	<b>1,904</b>

\* Public Service Protests Values are not included on this report.

Real	Count	Value
Agricultural	51	410,014
Commercial	0	0
Residential	40	195,341
<b>Total Real Value</b>	<b>91</b>	<b>605,355</b>
Homestead	17	19,000
Veteran	2	30,047
Other	0	0
<b>Total Exempt</b>	<b>21</b>	<b>49,047</b>

**TIF Increment Value**

**Net Assessed** 556,308

**Net Assessed Under Protest**

Senior Freeze	2	25,268
Capped Parcels	42	140,941

Personal	Count	Value
Agricultural	10	26,491
Commercial	2	17,600
Mobile Home	5	17,554
<b>Total Personal</b>	<b>17</b>	<b>61,645</b>
<b>Total Exempt</b>	<b>4</b>	<b>500</b>

**TIF Increment Value**

**Net Assessed** 61,145

**Net Assessed Under Protest**

Public Service	Count	Value
<b>Total PS Value</b>	<b>6</b>	<b>56,372</b>

**TIF Increment Value**

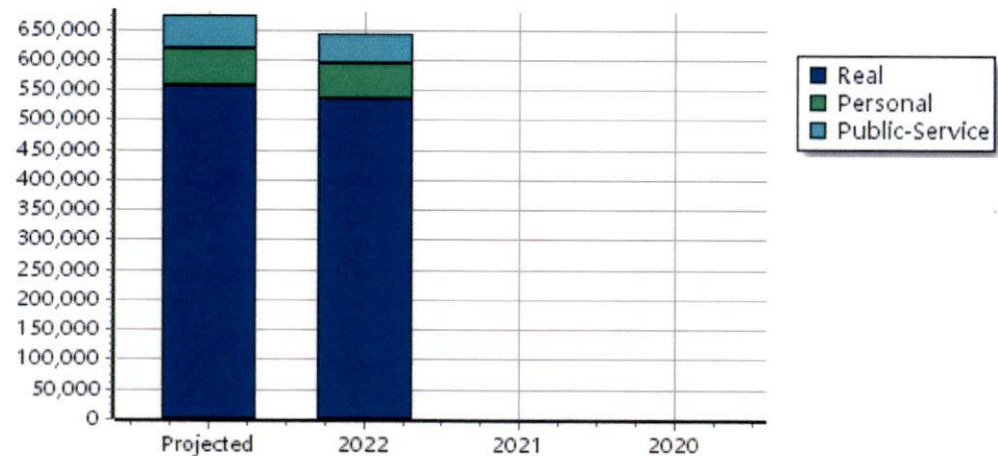

**Net Assessed** 56,372

**District Totals**

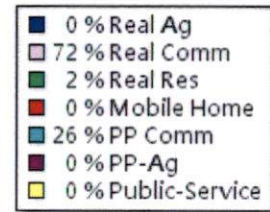
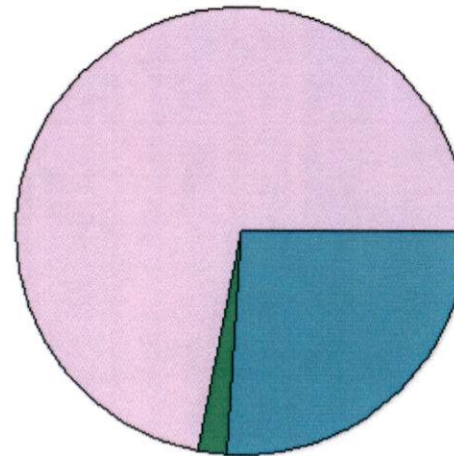
Total Gross Value	723,372
Homestead Loss	19,000
Other Exemption Loss	30,547
<b>TIF Increment Value</b>	
<b>Retained TIF Value</b>	
<b>Net Assessed Value</b>	<b>673,825</b>

**Net Assessed Under Protest**

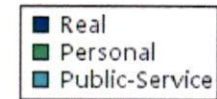
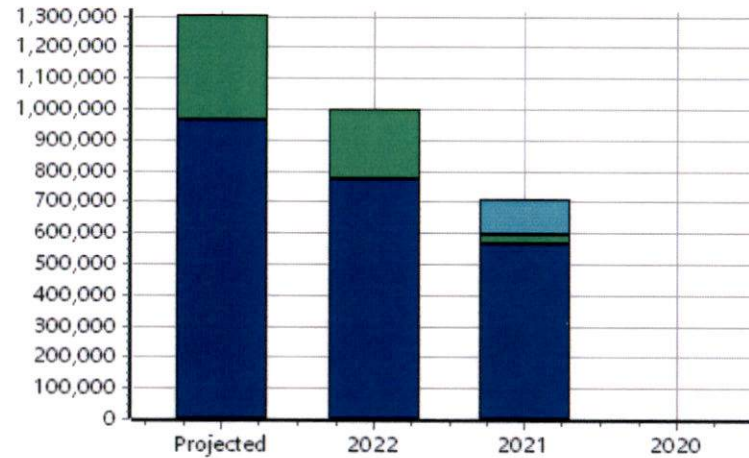
\* Public Service Protests Values are not included on this report.



Real	Count	Value
Agricultural	0	0
Commercial	25	934,315
Residential	4	33,249
<b>Total Real Value</b>	<b>29</b>	<b>967,564</b>
Homestead	1	2,000
Veteran	0	0
Other	0	0
<b>Total Exempt</b>	<b>2</b>	<b>2,000</b>
<b>TIF Base/Retained Value</b>		<b>718,817</b>
<b>Net Assessed</b>		<b>246,747</b>
<b>Net Assessed Under Protest</b>		
Senior Freeze	1	13,933
Capped Parcels	26	478,677



Personal	Count	Value
Agricultural	0	0
Commercial	18	338,560
Mobile Home	0	0
<b>Total Personal</b>	<b>18</b>	<b>338,560</b>
<b>Total Exempt</b>	<b>0</b>	<b>0</b>
<b>TIF Base/Retained Value</b>		<b>257,281</b>
<b>Net Assessed</b>		<b>81,279</b>
<b>Net Assessed Under Protest</b>		
<b>Public Service</b>	<b>Count</b>	<b>Value</b>
Total PS Value	0	0
<b>TIF Base/Retained Value</b>		<b>0</b>
<b>Net Assessed</b>		<b>0</b>




<b>District Totals</b>	
Total Gross Value	1,306,124
Homestead Loss	2,000
Other Exemption Loss	0
<b>TIF Base Value</b>	<b>648,072</b>
<b>Base Retained Value</b>	<b>328,026</b>
<b>Net Assessed Value</b>	<b>328,026</b>
<b>Net Assessed Under Protest</b>	

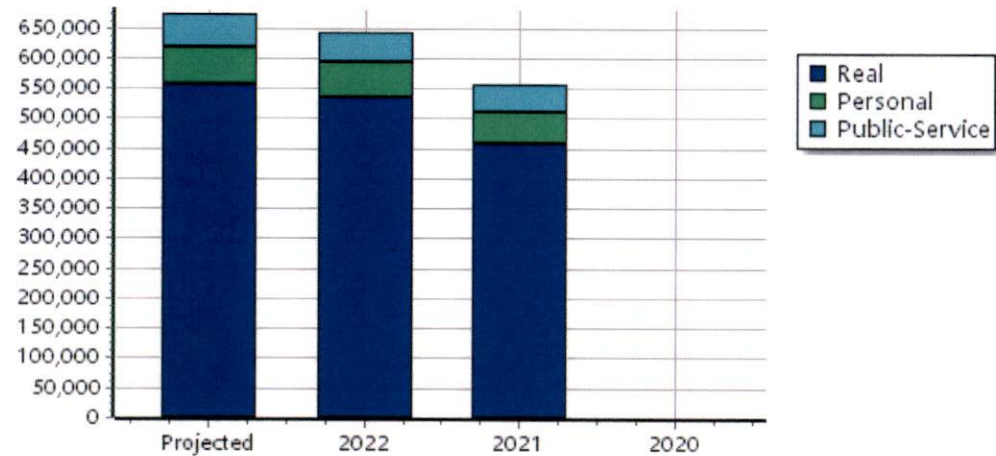
\* Public Service Protests Values are not included on this report.

<b>TIF Project Summary</b>						
Code	Description	Expires	Base Value	Increment Value	Retained Inc	Total Value
1	Blan City TIF	2032	648,072	328,026	328,026	1,304,124
<b>Total TIF Valuation :</b>			<b>648,072</b>	<b>328,026</b>	<b>328,026</b>	<b>1,304,124</b>

Real	Count	Value
Agricultural	51	410,014
Commercial	0	0
Residential	40	195,341
<b>Total Real Value</b>	<b>91</b>	<b>605,355</b>
Homestead	17	19,000
Veteran	2	30,047
Other	0	0
<b>Total Exempt</b>	<b>21</b>	<b>49,047</b>
<b>TIF Increment Value</b>		
<b>Net Assessed</b>		<b>556,308</b>
<b>Net Assessed Under Protest</b>		
Senior Freeze	2	25,268
Capped Parcels	42	140,941



Personal	Count	Value
Agricultural	10	26,491
Commercial	2	17,600
Mobile Home	5	17,554
<b>Total Personal</b>	<b>17</b>	<b>61,645</b>
<b>Total Exempt</b>	<b>4</b>	<b>500</b>
<b>TIF Increment Value</b>		
<b>Net Assessed</b>		<b>61,145</b>
<b>Net Assessed Under Protest</b>		

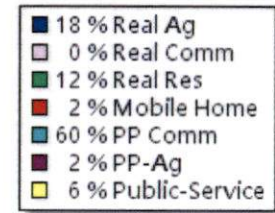
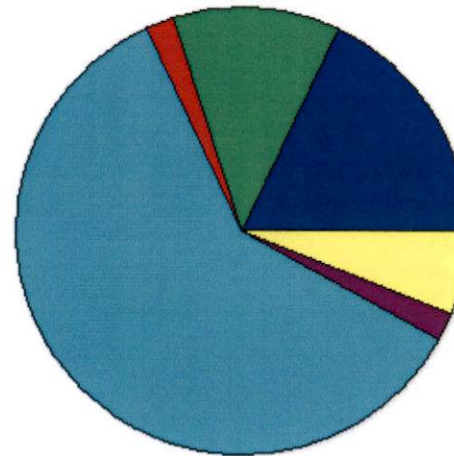


Public Service	Count	Value
<b>Total PS Value</b>	<b>6</b>	<b>56,372</b>
<b>TIF Increment Value</b>		
<b>Net Assessed</b>		<b>56,372</b>

<b>District Totals</b>	
Total Gross Value	723,372
Homestead Loss	19,000
Other Exemption Loss	30,547
<b>TIF Increment Value</b>	
<b>Retained TIF Value</b>	
<b>Net Assessed Value</b>	<b>673,825</b>
<b>Net Assessed Under Protest</b>	

\* Public Service Protests Values are not included on this report.

Real	Count	Value
Agricultural	46	239,067
Commercial	0	0
Residential	44	165,591
<b>Total Real Value</b>	<b>90</b>	<b>404,658</b>
Homestead	10	10,000
Veteran	1	18,058
Other	0	0
<b>Total Exempt</b>	<b>11</b>	<b>28,058</b>



**TIF Increment Value**

**Net Assessed** 376,600

**Net Assessed Under Protest**

Senior Freeze	1	9,347
Capped Parcels	65	750,090

Personal	Count	Value
Agricultural	6	19,763
Commercial	11	776,849
Mobile Home	5	17,709
<b>Total Personal</b>	<b>22</b>	<b>814,321</b>
<b>Total Exempt</b>	<b>0</b>	<b>0</b>

**TIF Increment Value**

**Net Assessed** 814,321

**Net Assessed Under Protest**

Public Service	Count	Value
<b>Total PS Value</b>	<b>10</b>	<b>81,581</b>

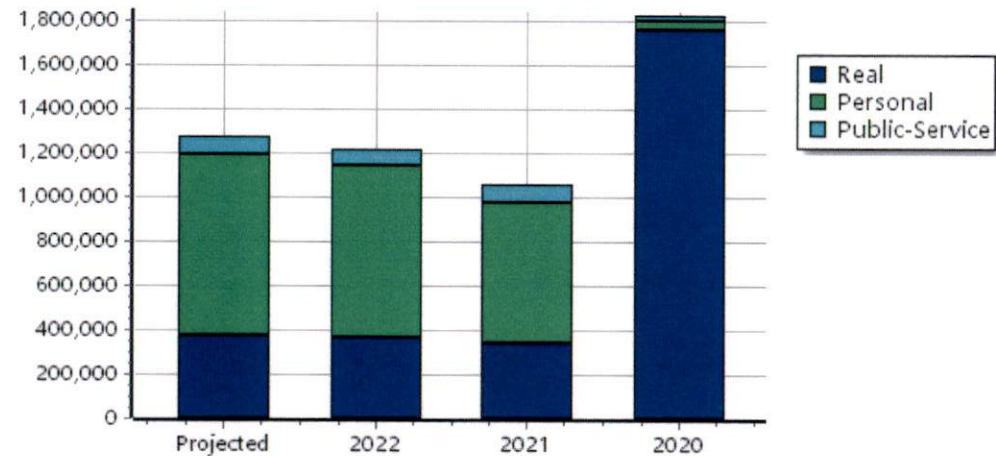
**TIF Increment Value**

**Net Assessed** 81,581

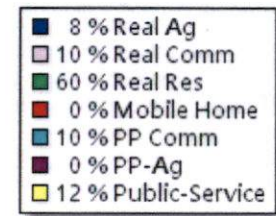
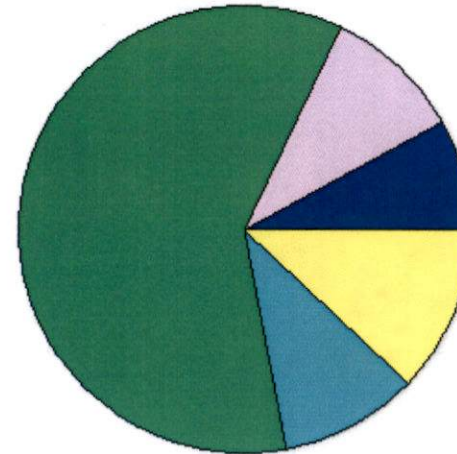
**District Totals**

Total Gross Value	1,300,560
Homestead Loss	10,000
Other Exemption Loss	18,058
<b>TIF Increment Value</b>	
<b>Retained TIF Value</b>	
<b>Net Assessed Value</b>	<b>1,272,502</b>


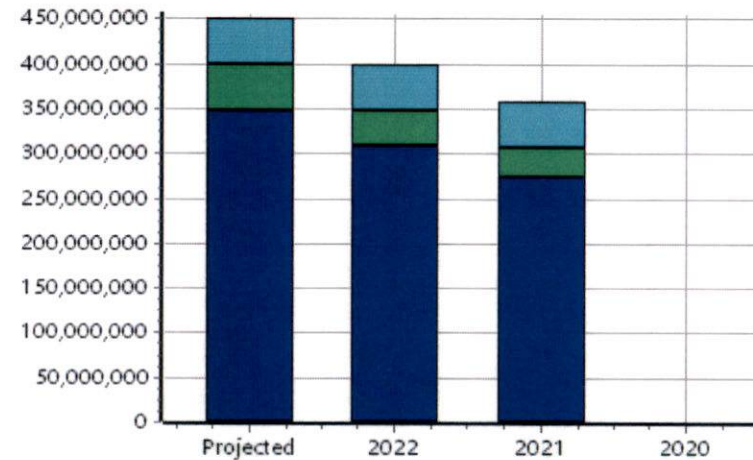
**Net Assessed Under Protest**  
 \* Public Service Protests Values are not included on this report.



Real	Count	Value
Agricultural	3,946	34,497,392
Commercial	1,254	47,359,376
Residential	18,924	286,845,204
<b>Total Real Value</b>	<b>24,124</b>	<b>368,701,972</b>
Homestead	7,266	7,409,638
Veteran	591	13,538,618
Other	1	27,500
<b>Total Exempt</b>	<b>8,010</b>	<b>20,975,756</b>
<b>TIF Increment Value</b>		<b>246,747</b>
<b>Net Assessed</b>		<b>347,479,469</b>
<b>Net Assessed Under Protest</b>	<b>0</b>	<b>0</b>
Senior Freeze	906	8,805,656
Capped Parcels	16,863	120,099,266



Personal	Count	Value
Agricultural	1,185	3,840,808
Commercial	1,262	43,593,606
Mobile Home	1,238	3,738,231
<b>Total Personal</b>	<b>3,685</b>	<b>51,172,645</b>
<b>Total Exempt</b>	<b>300</b>	<b>158,138</b>
<b>TIF Increment Value</b>		<b>81,279</b>
<b>Net Assessed</b>		<b>50,933,228</b>
<b>Net Assessed Under Protest</b>	<b>10</b>	<b>2,185,959</b>
Public Service	Count	Value
<b>Total PS Value</b>	<b>294</b>	<b>51,987,495</b>
<b>TIF Increment Value</b>		<b>0</b>
<b>Net Assessed</b>		<b>51,987,495</b>



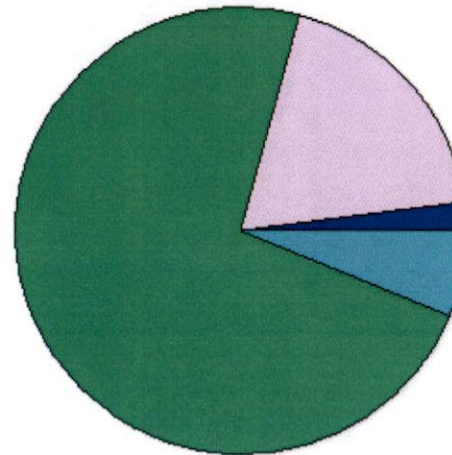
District Totals	
Total Gross Value	471,862,112
Homestead Loss	7,409,638
Other Exemption Loss	13,724,256
<b>TIF Increment Value</b>	<b>328,026</b>
<b>Retained TIF Value</b>	<b>328,026</b>
<b>Net Assessed Value</b>	<b>450,400,192</b>
<b>Net Assessed Under Protest</b>	<b>2,185,959</b>

TIF Project Summary						
Code	Description	Expires	Base Value	Increment Value	Retained Inc	Total Value
1	Blan City TIF	2032	648,072	328,026	328,026	1,304,124
<b>Total TIF Valuation :</b>			<b>648,072</b>	<b>328,026</b>	<b>328,026</b>	<b>1,304,124</b>

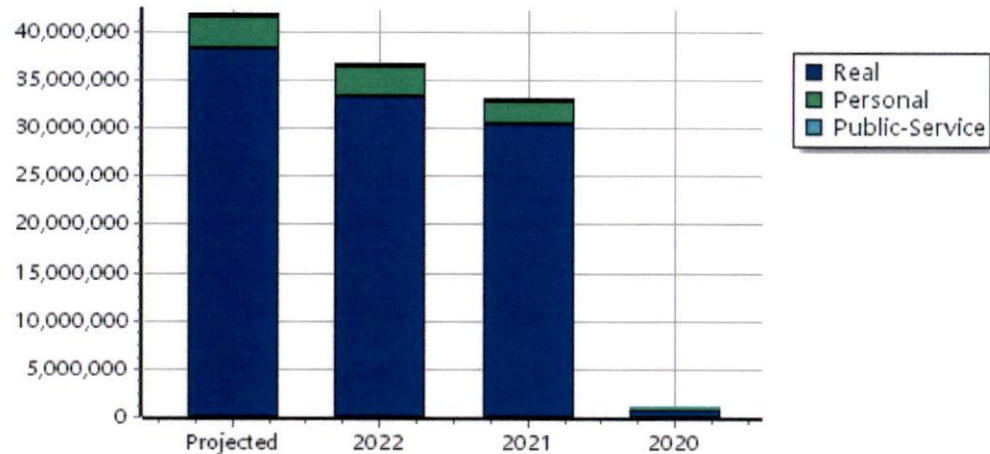
\* Public Service Protests Values are not included on this report.



Real	Count	Value
Agricultural	122	917,216
Commercial	118	8,211,280
Residential	929	30,827,711
<b>Total Real Value</b>	<b>1,169</b>	<b>39,956,207</b>
Homestead	367	369,000
Veteran	33	1,367,796
Other	0	0
<b>Total Exempt</b>	<b>402</b>	<b>1,736,796</b>
<b>TIF Increment Value</b>		
<b>Net Assessed</b>		<b>38,219,411</b>
<b>Net Assessed Under Protest</b>	<b>0</b>	<b>0</b>
Senior Freeze	19	234,797
Capped Parcels	897	15,263,412



Personal	Count	Value
Agricultural	26	82,469
Commercial	106	2,851,968
Mobile Home	138	367,248
<b>Total Personal</b>	<b>270</b>	<b>3,301,685</b>
<b>Total Exempt</b>	<b>11</b>	<b>1,575</b>
<b>TIF Increment Value</b>		
<b>Net Assessed</b>		<b>3,300,110</b>
<b>Net Assessed Under Protest</b>	<b>1</b>	<b>26,229</b>
<b>Public Service</b>		
<b>Total PS Value</b>	<b>20</b>	<b>381,285</b>
<b>TIF Increment Value</b>		
<b>Net Assessed</b>		<b>381,285</b>



<b>District Totals</b>	
Total Gross Value	43,639,177
Homestead Loss	369,000
Other Exemption Loss	1,369,371
<b>TIF Increment Value</b>	
<b>Retained TIF Value</b>	
<b>Net Assessed Value</b>	<b>41,900,806</b>
<b>Net Assessed Under Protest</b>	<b>26,229</b>

\* Public Service Protests Values are not included on this report.